



## Contact Information

Kevin Frymyer • President



Office: 717-738-3530  
Toll Free: 1-877-499-6461



Fax: 717-733-9744  
Toll Free Fax: 1-877-202-3962



37 N. Church Street  
Ephrata, PA 17522

---

# Table of Contents

## General Information

- Cover Letter
- Credit Application
- Shipping Information
- Warranty Information
- Credit Terms

## Ordering Information

- Placing Your Order
- Size Specifications
- Order Acknowledgement
- Order Changes
- Quotes
- Lead Times
- Rush Orders

## Material Specifications/Material Pricing

- Material Grades
- Flat Panel Doors
- Wood Species
- Material Prices List

## Design Options

- All Special Design Options
- Mullion doors
- Arched Valances
- Wainscoting
- 3/4" Framing Bead Profiles
- 3/4" Door Panel Profiles
- 3/4" Edge Profiles
- 1" Framing Bead Profiles
- 1" Door Panel Profiles
- 1" Edge Profiles

## 3/4" Door/Drawer Fronts

- 3/4" & 1" Doors & Drawer Fronts
- 3/4" Specialty Doors

## Drawer Fronts Specifications

## Molding

## Face Frames & Pricing

## Order Form

**Since 1985 we at Bemenn Custom Wood Products have placed our customers needs as our top priority.**

**Our skilled and creative team of craftsmen work diligently to provide our customers with a top quality product along with superior customer service.**

**Through the years as our customers needs have changed we have been fortunate enough to have the opportunity to be there and offer our support and services.**

**We take great pride in offering a complete line of custom cabinet doors, drawer fronts, assorted moldings, square & beaded face frames, as well as various other assorted custom mill work pieces.**

**We look forward to the opportunity of working in partnership with you on the road to success.**



Office: 717-738-3530  
Fax: 717-733-9744  
37 N. Church Street  
Ephrata, PA 17522

# CREDIT APPLICATION

Legal Name: \_\_\_\_\_ Date: \_\_\_\_\_

Phone: \_\_\_\_\_ Fax: \_\_\_\_\_ Email: \_\_\_\_\_

Street Address: \_\_\_\_\_

City: \_\_\_\_\_ County: \_\_\_\_\_ State: \_\_\_\_\_ Zip: \_\_\_\_\_

Circle One:                    Individual                    Partnership                    Corporation                    LLC                    LLP

Federal Tax #: \_\_\_\_\_ Tax Exempt: (Circle One)                    Yes                    No  
If yes, a copy of your resale certification MUST accompany this credit application

## OWNERS / PARTNERS / OFFICERS

Full Name: \_\_\_\_\_ Title: \_\_\_\_\_ ST#: \_\_\_\_\_

Home Address: \_\_\_\_\_

Full Name: \_\_\_\_\_ Title: \_\_\_\_\_ ST#: \_\_\_\_\_

Home Address: \_\_\_\_\_

Full Name: \_\_\_\_\_ Title: \_\_\_\_\_ ST#: \_\_\_\_\_

Home Address: \_\_\_\_\_

Full Name: \_\_\_\_\_ Title: \_\_\_\_\_ ST#: \_\_\_\_\_

Home Address: \_\_\_\_\_

Nature of Business: \_\_\_\_\_

Dater Started: \_\_\_\_\_ Estimated Sales: \_\_\_\_\_

Number of Employees \_\_\_\_\_

## BANK REFERENCE

Bank Name: \_\_\_\_\_ Account#: \_\_\_\_\_

Bank Address: \_\_\_\_\_

## TRADE REFERENCE

(1) Name: \_\_\_\_\_ Account#: \_\_\_\_\_

Address: \_\_\_\_\_ Phone: \_\_\_\_\_

(2) Name: \_\_\_\_\_ Account#: \_\_\_\_\_

Address: \_\_\_\_\_ Phone: \_\_\_\_\_

(3) Name: \_\_\_\_\_ Account#: \_\_\_\_\_

Address: \_\_\_\_\_ Phone: \_\_\_\_\_

(1) Name: \_\_\_\_\_ Account#: \_\_\_\_\_

Address: \_\_\_\_\_ Phone: \_\_\_\_\_

# BEMENN CUSTOM WOOD PRODUCTS CREDIT APPLICATION

*continued*

This credit application and agreement is submitted by the customer, to Bemenn Custom Wood Products, to obtain Trade Credit. Customer agrees to make payment in full to Bemenn Custom Wood Products for all amount due according to Bemenn Custom Wood Products invoice(s). Customer also agrees to pay to Bemenn Custom Wood Products, as interest, an amount equal to 1.5% per month for invoice amounts that are past due. Should customer default in any such payment(s). Bemenn Custom Wood Products shall have the right without notice to customer, to declare all invoice amounts due and payable. In the event Bemenn Custom Wood Products should commence any action or actions or otherwise seek to enforce this agreement against customer or any guarantor, customer agrees to pay attorney(s) fees, court costs and other expenses incurred by Bemenn Custom Wood Products, whether or not suit is filed. This agreement is not transferable or assignable without the prior written consent of Bemenn Custom Wood Products.

Customer and Customers' authorized representative signing this application represents and warrants that the information provided in this application and in any and all additional documents, financial statements or other information furnished by the customer to Bemenn Custom Wood Products is true and correct in all material respects and contains all information necessary and that this application is not materially misleading. customer acknowledges that Bemenn Custom Wood Products is relying on the accuracy of the information provided by customer.

Customer hereby grants to Bemenn Custom Wood Products a security interest in any and all goods purchased by customer, from Bemenn Custom Wood Products, to secure any and all obligations of customer to Bemenn Custom Wood Products, including but not limited to any obligation of payment. Customer agrees to execute any additional documents necessary to perfect or continue the security interest created by this application.

Dated at: \_\_\_\_\_, as of this \_\_\_\_\_ day of \_\_\_\_\_, 20 \_\_\_\_\_

Signed by: \_\_\_\_\_ Name/Title: \_\_\_\_\_

## **PERSONAL GUARANTY**

For and in consideration of you extending credit at my request to Bemenn Custom Wood Products, I hereby personally guarantee the payment to Bemenn Custom Wood Products into the State of PA or any obligation of the company and I hereby agree to bind myself to pay you on demand any sum which may become due to you by the Company whenever the Company shall fail to pay same. Further, I hereby subrogate any indebtedness of the Company, which it may have to me to the indebtedness of the Company owned to Bemenn Custom Wood Products. It is understood that this guarantee shall be a continuing and irrevocable guarantee and indemnity for such indebtedness of the Company. I do hereby waive notice of default, non-payment and notice hereof and consent to any modification or renewal of the credit agreement hereby guaranteed.

Guarantor: \_\_\_\_\_ Date: \_\_\_\_\_

Social Security No.: \_\_\_\_\_

# General Information

## Shipping

---

- Any product may be picked-up by the customer at our facility.
- Pick-up hours are 7:00 AM - 4:00 PM.
- Please call ahead to arrange pick-up time.
- Products will be delivered to your facility "FREE" of charge for normal deliveries of orders over \$500. Expedited or rush orders will result in delivery charges based on location, with a minimum of \$5.00 per delivery. Please call for more information.

## Warranty Information

---

- For a period of one year from the date of shipment, our products will be reasonably free of defects in materials and workmanship. When properly handled, our products will conform, within acceptable tolerances, to applicable manufacturing specifications. This limited warranty applies only to our products which are stored, handled and installed in the manner suitable for this product. Bemenn will not be responsible or liable for any indirect, consequential or incidental damages sustained by the user.
- Our warranty is limited solely to the value of the original materials purchased from us and is further limited in amount to the purchase price paid for such materials. We will not be liable for the cost of extra-neous materials, labor, travel costs, installation expenses or other related expenditures.
- Natural characteristics in the wood (burls, grain patterns, pin knots, mineral deposits, sap, etc.) that fall within our specifications will not be considered defects.
- Wood products are very sensitive to moisture and climate conditions. When a product leaves Bemenn Custom Wood Products it is beyond our control of where and how our product is stored. Therefore, no warranty will be offered for any product which fails as a result of improper climate control, storage or extreme climate conditions.
- Some species, particularly cherry, will darken naturally with age. We are not liable for the change in appearance of any product, finished or unfinished, due to this aging process. Results of aging will be more obvious when using clear, light or glazed finishes.
- Veneered panel doors are not guaranteed to match solid wood framing on the same door. Veneer will absorb stain differently than solid wood. The mismatch of solid and veneers is not considered defective.
- Single panel, five-piece doors and drawer fronts over 26" wide or 48" high are not warranted for warpage or cracking of panels or framing joints.
- Bemenn allows a warpage tolerance of 1/8" on a single panel door that is under 25" wide and 48" high. Bemenn allows a warpage tolerance of 1/4" on double or multiple panel doors under 30" wide and 72" high. Any door which is over 30" wide and 72" high will not be covered under any warpage warrantee.
- Repair or replacement of the warranty item is at the sole discretion of Bemenn Custom Wood Products.
- We may choose not to warrant certain special items requested to be made by a customer. A denial of warranty will be made when in our opinion, sound woodworking and/or cabinet making practices cannot be adhered to while producing a requested design. Your Customer Service Representative will inform you if denial of warranty is made. We accept no liability whatsoever for such custom made products

## Credit Terms

---

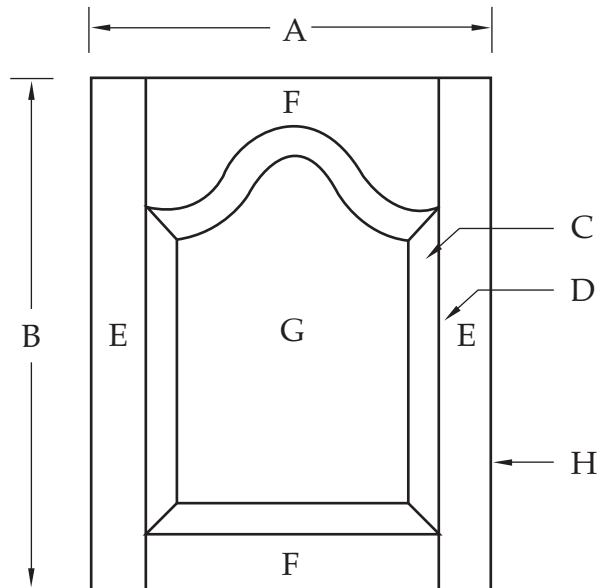
- Our terms are 2% 10 days net, 30 days on accounts approved for open credit.
- Past due accounts will be subject to a late fee of 1-1/2% per month 18% annually.



# Ordering Information

## Placing Your Order

- All orders must be placed in writing on Bemenn order forms.
- Please use Bemenn terminology when placing your order.
- No verbal orders will be accepted.
- Orders may be faxed 24 hours a day 7 days a week.

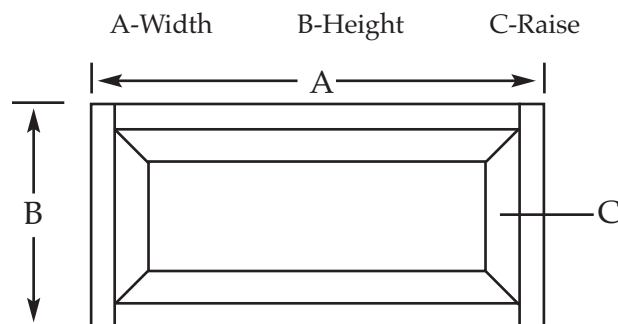


- A - Width
- B - Length
- C - Panel Raise Profile
- D - Framing Bead Profile
- E - Stiles
- F - Rails
- G - Panel
- H - Edge Profile

When ordering a door, give the exact size of the door in the following sequence:  
(A) width x (B) height.

When ordering 5 piece drawer front, give the exact dimensions in the following sequence.

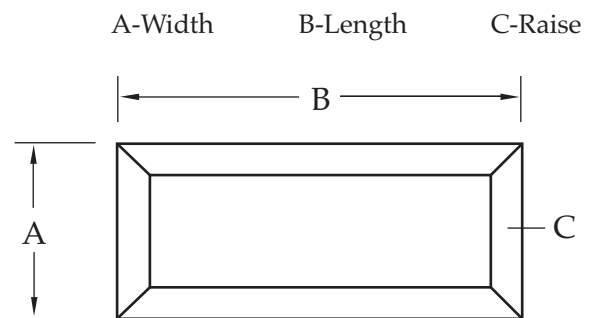
(A) Width x (B) Height.



NOTE: all 5 piece drawer front will have horizontal grain unless specified otherwise.

When ordering a solid slab style drawer front give the exact size in the following sequence;

(A) Width x (B) Length



NOTE: Do not order doors and drawer fronts by cabinet opening size.

## Size Specifications

---

- Bemenn will custom build your door to your desired specifications.
- When ordering a raised panel door you must consider the dimension and size of the raise. In general on raised panel doors it is best if a minimum of a 1" "FLAT SPOT" on the face of the panel is achieved.

*Example:* Slant raise measures 1-1/2" add 1-1/2" + 1-1/2" = 3" plus 1" flat spot on face gives you a total panel opening size of 4".

If a narrow door or draw front is required, adjusting the width of the stiles or rails is always a good option. Replacing the raised panel with a flat panel will also work if framing dimensions can not be altered.

- When ordering door styles such as RP 201, RP 301, RP 303, RP 601, RP 606, Brandywine HR/L 201 and HR/L 901, a minimum width of door must be considered to create an appropriate look. In general minimum width would be 8-1/2" unless the stile width is adjusted accordingly.
- Bemenn does reserve the right to ensure the protection of it's employees and operating parameters of it's equipment, as it relates to running minimum size items.

## Order Acknowledgements

---

- An order acknowledgement will be faxed to you when your order is processed.
- Please review your acknowledgement promptly and carefully to ensure we have interpreted your order correctly.
- It is **your responsibility** to review your acknowledgement and insure that your order has been processed correctly.
- All corrections, deletions and additions to orders **must be placed in writing**.
- **Your silence is your approval.**

## Order Changes

---

- Orders that have been entered into production may be changed in writing.
- All changes are subject to a charge of time and materials with a minimum of \$25.00 per item.

## Quotes

---

- We request all quotes be submitted in writing. Please be as detailed as possible.
- Quotes will be addressed and responded to usually within 24-48 hours.
- Because material prices can fluctuate, price quotes are subject to change based on the time between the quote and placement of the order. In general, quote prices should be good for 30 days.



# Ordering Information

## Lead Times

---

- Generally Bemenn Custom Wood Products Lead Time is 10-15 working days.
- Lead Time is based on normal business days. While excluding weekends, company holidays and non-production days due to acts of nature.
- Lead Times are not guaranteed and can vary, based on production volume, material requirements and other factors.
- When using Bemenn delivery, orders may be grouped together to establish an effective delivery route, thus effecting your delivery date. If order is of a time sensitive matter pick-up may be your best option.
- Some specials items may require extra production time.
- Please allow extra days for applied molding orders.

## Rush Orders

---

### Expedite Orders - 6 pc. limit

- Simple Door/D.F. design 2-3 days
- Special Door/D.F. design 3-4 days
- 50% upcharge.

### Rush Orders - 20 pc limit

- Simple Door/D.F. design 5-7 days
- Special Door/D.F. design 7-9 days
- 25% upcharge.

# Material Specifications/ Material Pricing

## Material Grade

---

- Bemenn Custom Wood Products offers multiple grades of material in order to get the most of our natural resources.

<b>Premium</b>	Selected for superb color and grain match. Intended for clear finish or light stain. On heart woods ie: cherry - no sapwood will appear on face of the door. On sap woods ie: maple - no heartwood will appear on the face of the door.
<b>Custom</b>	Good grain and color matching. Intended for medium color stains. On the heart woods ie: cherry - sap may appear on face side of the door, in machined profiled areas ie: panel raise, door lip etc. Mineral and small pitch marks may appear on door face. On sap wood ie: maple - heartwood and some mineral streaks may appear on the face side of the door, in machined profile areas ie: panel raise, door lip etc.
<b>Mill</b>	Good grain match - no color match. Material is matched light-to-light and dark to dark as much as possible. Intended for dark stain and /or distressed and antique style finishes.
<b>Paint Grade</b>	No grain match. No color match. Intended for solid color applications.
<b>Rustic/ Knotty</b>	This grade is available in such species as Cherry, Alder and Red & White Oak.

## Flat Panel Doors

---

- Certain wood species are available in a flat panel design.
- Flat panel doors can be ordered in all grades.
- Special note: veneer products are produced from the best possible natural resources. Thus, the quality and appearance of some veneers will not match up with solid stock. Bemenn will do everything possible to maintain a constant look between veneer products and solid wood. But will not guarantee that they will match, as naturally as solid panels and framing match. When considering design options please keep this fact in mind.

# Material Specifications/ Material Pricing

## Wood Species

- Bemenn Custom Wood Products offers a wide variety of wood species. Listed below are our most common:

<b>WOOD SPECIES</b>	<b>DOOR STYLE</b>	<b>GRADES AVAILABLE</b>
Cherry	Raised & Flat Panel	Paint Grade, Mill Grade, Knotty/Rustic, Custom and Premium
Knotty Pine	Raised & Flat Panel	Custom No Split Knots
Clear Pine	Raised & Flat Panel	Premium
Soft Maple	Raised & Flat Panel	Paint Grade Custom Stain Grade
Hard Maple	Raised & Flat Panel	Custom, Premium
Red Oak	Raised & Flat Panel	Custom, Premium
Flat Cut White Oak	Raised & Flat Panel	Custom, Knotty/Rustic
Qrt. White Oak	Raised & Flat Panel	Custom
Alder	Raised & Flat Panel	Custom, Knotty/Rustic (Raised Only)
Walnut	Raised & Flat Panel	Custom
African Mahogany	Raised & Flat Panel	Custom
Butternut	Raised Only	Custom, Knotty/Rustic
White Paper Birch	Raised Only	Premium Only

- Other species are available upon request. Call for price quotes and lead time.

# Material Specifications/Material Pricing

## Material Price List (As of 1/2017)

- All material prices are per square foot.
- There is no minimum material charge for doors or drawer fronts.

Material	3/4" Raised Panel Door & Drawer Fronts	1" Raised Panel Door & Drawer Fronts	3/4" Door & Drawer Fronts with 3/8" Flat Veneered MDF Panels	1" Door & Drawer Fronts with 3/8" Flat Veneered MDF Panels
Alder	\$16.22	\$21.08	\$13.20	\$17.29
Cherry (Custom)	\$18.35	\$23.85	\$11.45	\$14.89
Cherry (Mill Grade)	\$12.40	\$16.12	\$10.50	\$13.65
Cherry (Paint Grade)	\$9.40	\$12.22	\$9.10	\$11.83
Mahogany	\$24.50	\$31.85	\$15.40	\$20.02
Hard Maple (Custom)	\$15.75	\$20.48	\$12.35	\$16.05
Soft Maple (Paint Grade)	\$10.45	\$13.59	\$9.25	\$12.03
Soft Maple (P.G., Raw MDF 5/8" Thick Raised Panel)	\$8.55	\$11.12	N/A	N/A
Soft Maple (P.G., Solid Frame W/ 3/8" Thick Raw MDF)	\$8.35 Flat pnl. or Rev Cove	\$10.89 Flat pnl. or Rev Cove	N/A	N/A
Red Oak (Custom)	\$13.25	\$17.23	\$10.15	\$13.20
Red Oak (Rift Sawn)	\$20.95	\$27.24	\$18.95	\$24.64
Red Oak (Qrt. Sawn)	\$22.95	\$29.84	\$19.35	\$25.16
White Oak	\$13.55	\$22.50	\$10.95	\$14.23
White Oak (Rift & Qrt. Sawn)	\$24.25	\$31.52	\$16.45	\$21.38
Pine (Clear)	\$16.10	\$20.93	\$14.50	\$18.85
Pine (Knotty)	\$10.45	\$13.59	\$8.40	\$19.92
Walnut	\$24.95	\$32.44	\$15.35	\$19.96
White Birch	\$14.20	\$18.46	\$9.65	\$12.55

### Premium Grade:

- Add 35% to price above.

### 1" Thick Door:

- Add 30% to price above or to premium price.

### 1" Drawer Front:

- Add 30% to price above or to premium price.

\* Other woods are available upon request. Call for price quote and delivery.

\* All prices and technical specifications are subject to change without notice.

# Design Options

## POLISH SANDING

---

- To remove cross-grain scratches on door rails, front and back, (150 grit) is available at a cost of \$4.65 per design cost.

## MULTI-PANEL DOOR INFORMATION

---

- Multi-panel doors will have the design price charged per panel plus material price. All multi-panel doors will be manufactured with equal panels unless otherwise specified.
- Non standard framing charges see below.

## NON STANDARD FRAMING

---

- Standard framing size is 2-5/16"
- Doors are available with stiles and rails wider than standard at an extra charge of: Std. to 6" - \$1.75 per piece; 6-1/16" to 8" - \$8.00 per piece; 8-1/16" to 14" - \$14.00 per piece; over 14" - time & material per piece.
- Undersized framing is available std. to 3/4" minimum - \$3.50 per door.

## LIPPING

---

- All design costs include lipping charge with the exception of doors over 48" and doors with multiple openings. Cost for multiple opening doors is \$2.35 per additional opening, an additional charge of \$2.35 will be applied to doors over 48".

## PUTTY PIN HOLES

---

- Putty pin holes on back of door - \$0.50 per door.

## OVER SIZE PANEL CHARGE

---

- Any panel over 24" wide, any slab or panel over 6" wide and 60" long - \$40.00 per piece.

## FRAME ONLY


---

- Design cost same as door.
- Come with clear vinyl retention molding.
- Outside corner or flush molding available upon request.
- Calculate material square footage; 10 x actual length or width (which ever is longer).

## PEGS

---

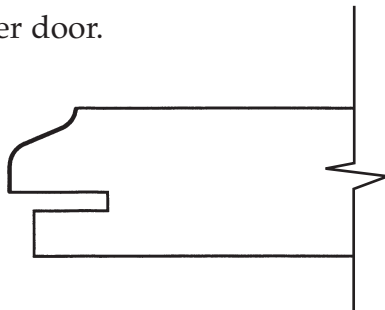
- Round
  - Square
  - Square diagonal
- } \$2.25 per peg.
- Please specify amount and location of pegs.



## APPLIANCE SLOT

---

- \$10.00 per door.



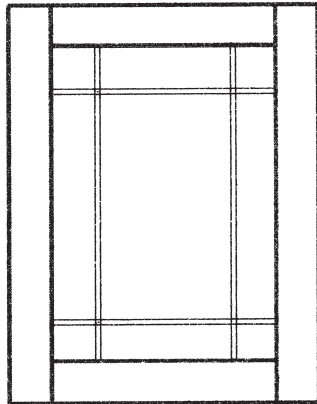
# Design Options

## LITE MULLION OPTIONS

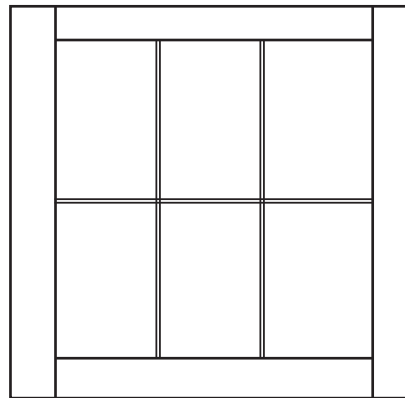
---

- Lite mullion doors are available in many options.
  - Standard costs \$4.95 per lite for equal spacing.
  - Standard costs \$7.25 per lite for unequal spacing
  - True divided cost \$4.60 per lite, in addition to standard cost.
  - Available with flush rout retention moulding, outside corner moulding and clear vinyl groove type.
  - Special designs call for pricing.


9 Lite Offset



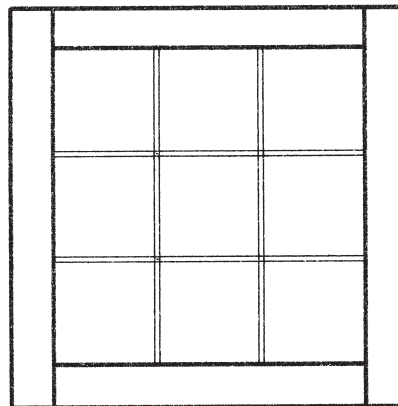
6 Lite



7 Lite Gothic



9 Lite



## MULLION PROFILES

---

★ Please note illustrations are for visual concept only, not to scale.



Standard



Square



Ogee



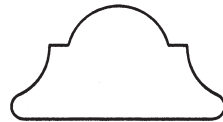
Slant



Elite



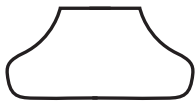
Executive



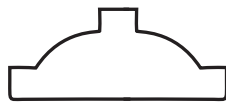
Molding #14



Cove



WC



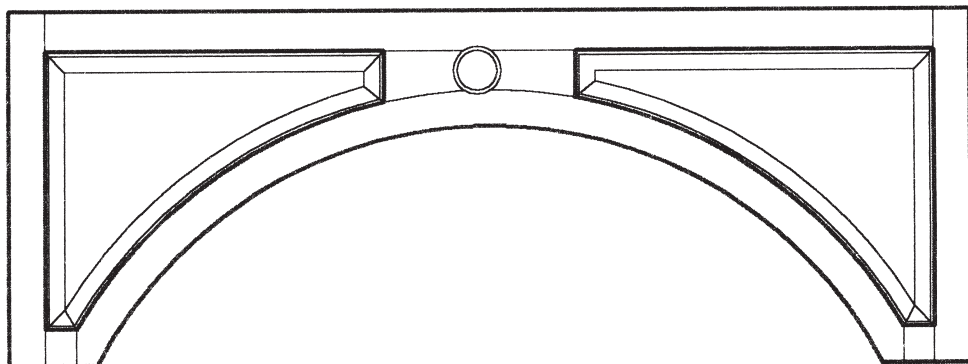
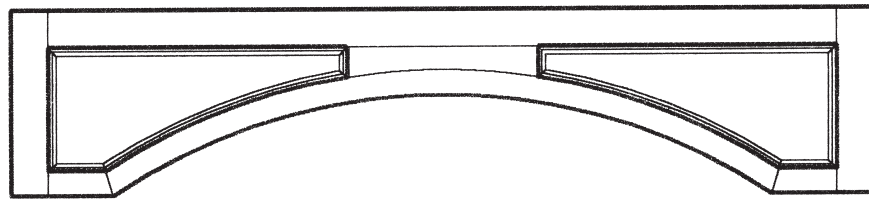

Quartered



## SPECIAL ARCHED CURVED VALANCES

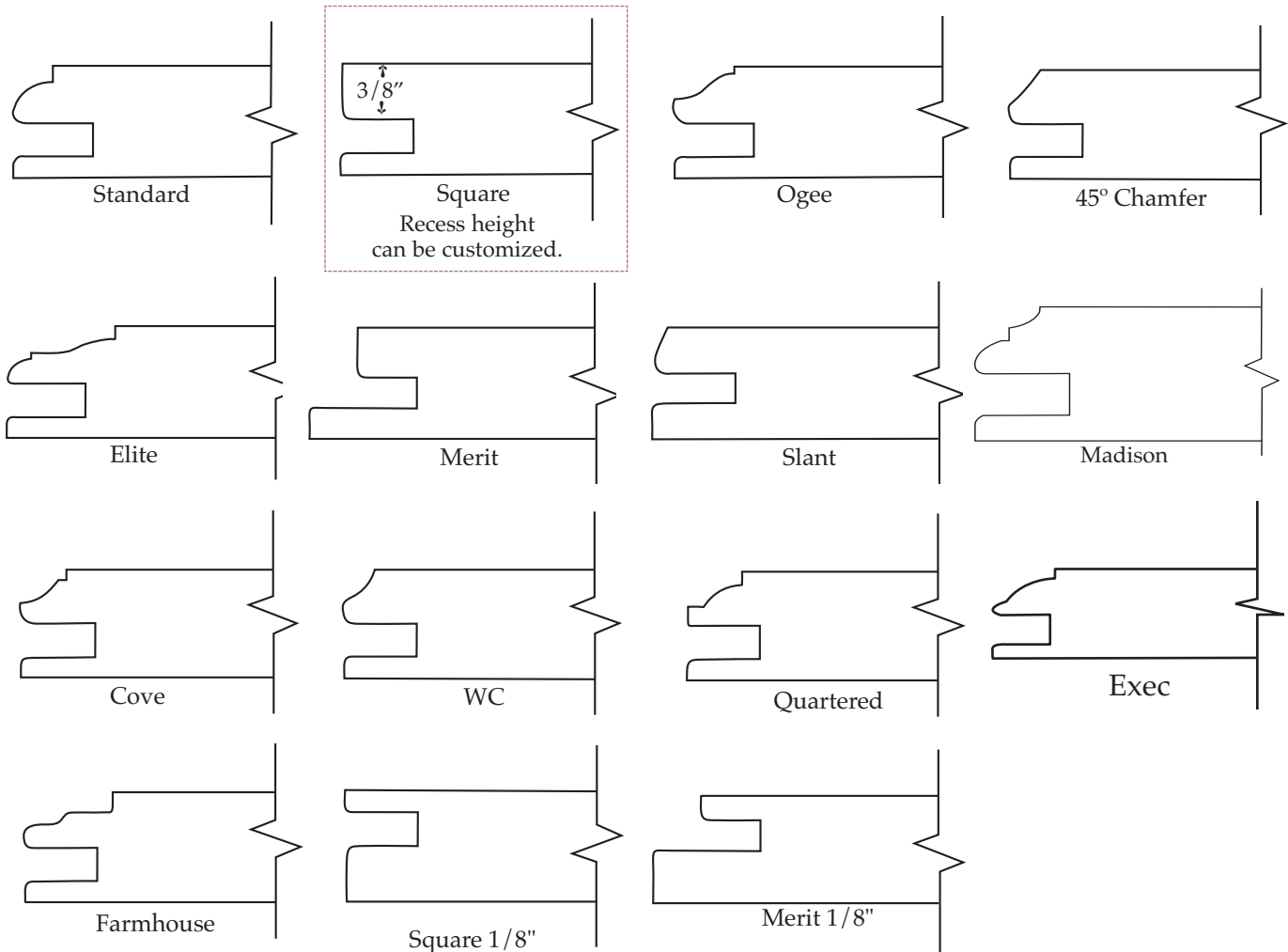
---

- Available as per your specific design.
- Single & multi panel designs.
- Flat panel or raised panel options.
- Custom made to size.
- Quotes by request.



## 3/4" FRAMING BEAD PROFILES

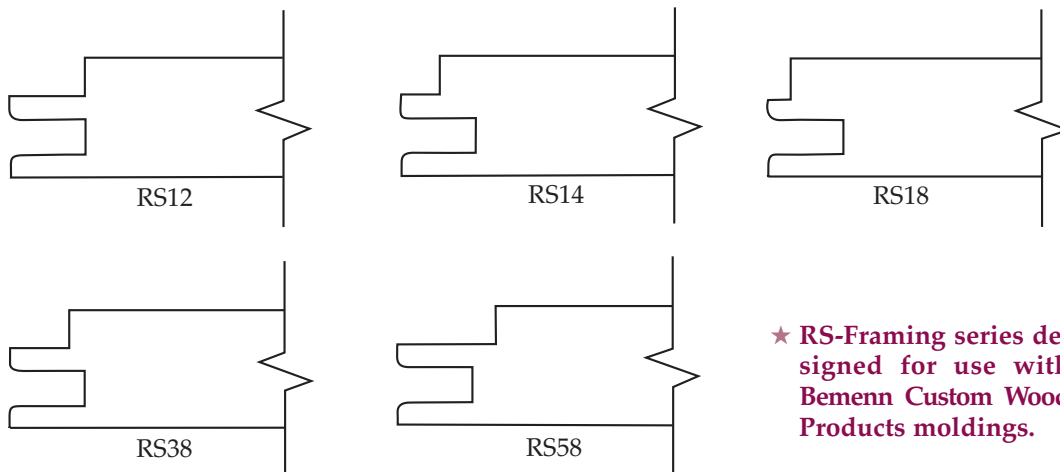
★ Please note illustrations are for visual concept only, not to scale.



★ Bemenn Custom Wood Products can run 3/4" framing beads on 1" material with the extra thickness on the back of the frame.

## RS-BEAD FRAMING SERIES (RS = Rabbit Shelf)

★ Please note illustrations are for visual concept only, not to scale.

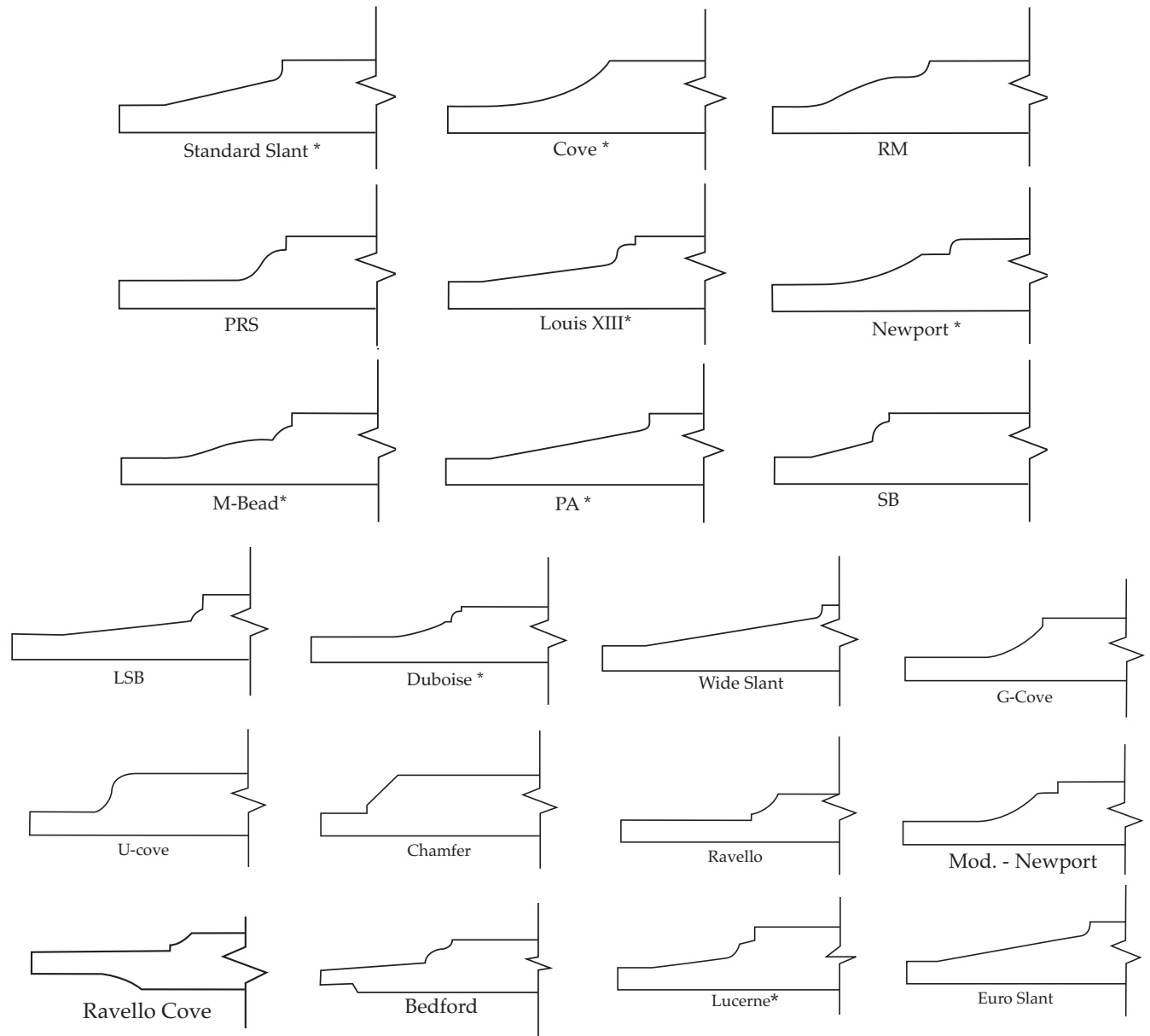


★ RS-Framing series designed for use with Bemenn Custom Wood Products moldings.

# Design Options

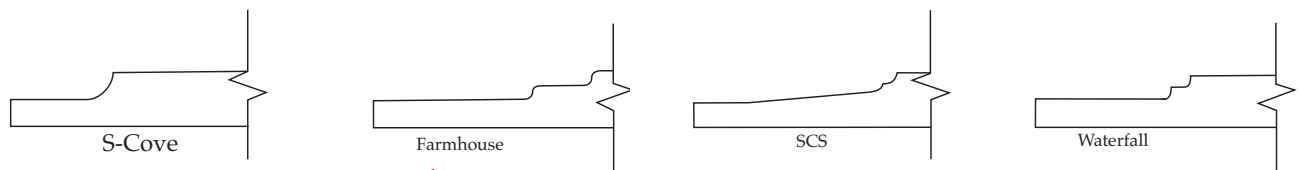
## 3/4" DOOR PANEL PROFILES

★ Please note illustrations are for visual concept only, not to scale.

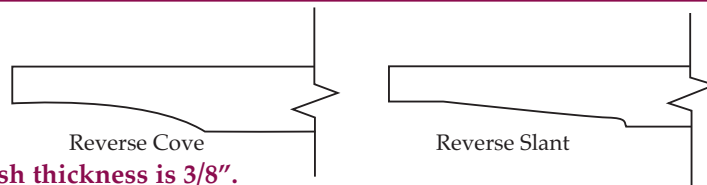


★ Above panels finish thickness is 5/8".

\* Indicate panel raise profiles that can be done with 5/8" raw MDF.



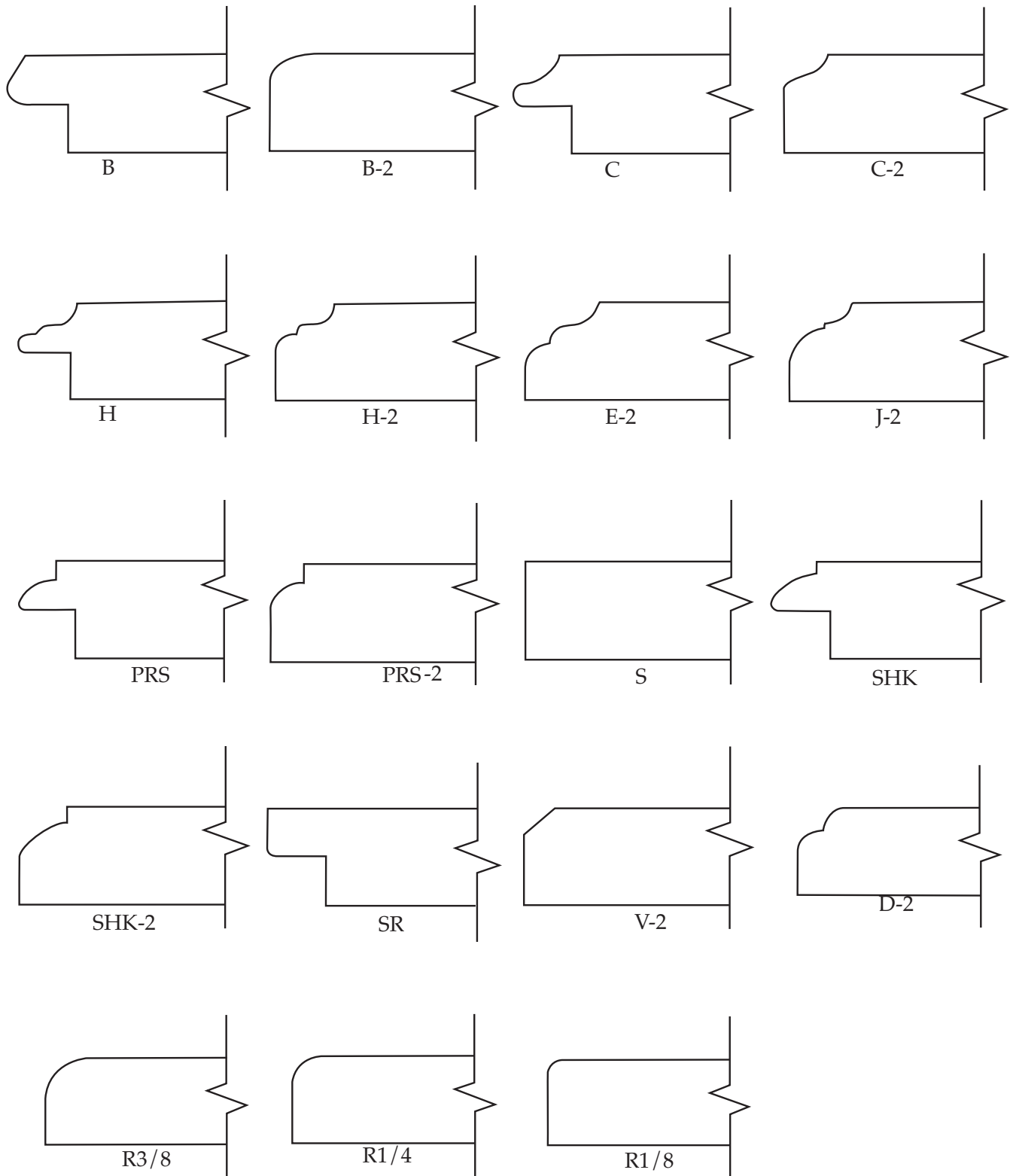
★ Above panels finish thickness is 1/2".



★ Above panels finish thickness is 3/8".

## 3/4" EDGE PROFILES

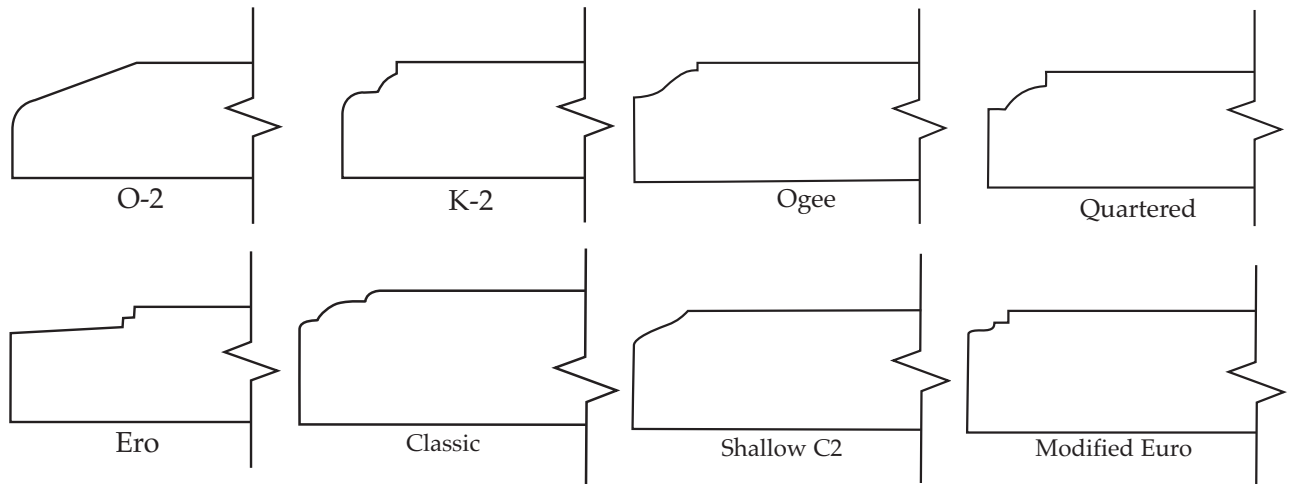
★ Please note illustrations are for visual concept only, not to scale.



# Design Options

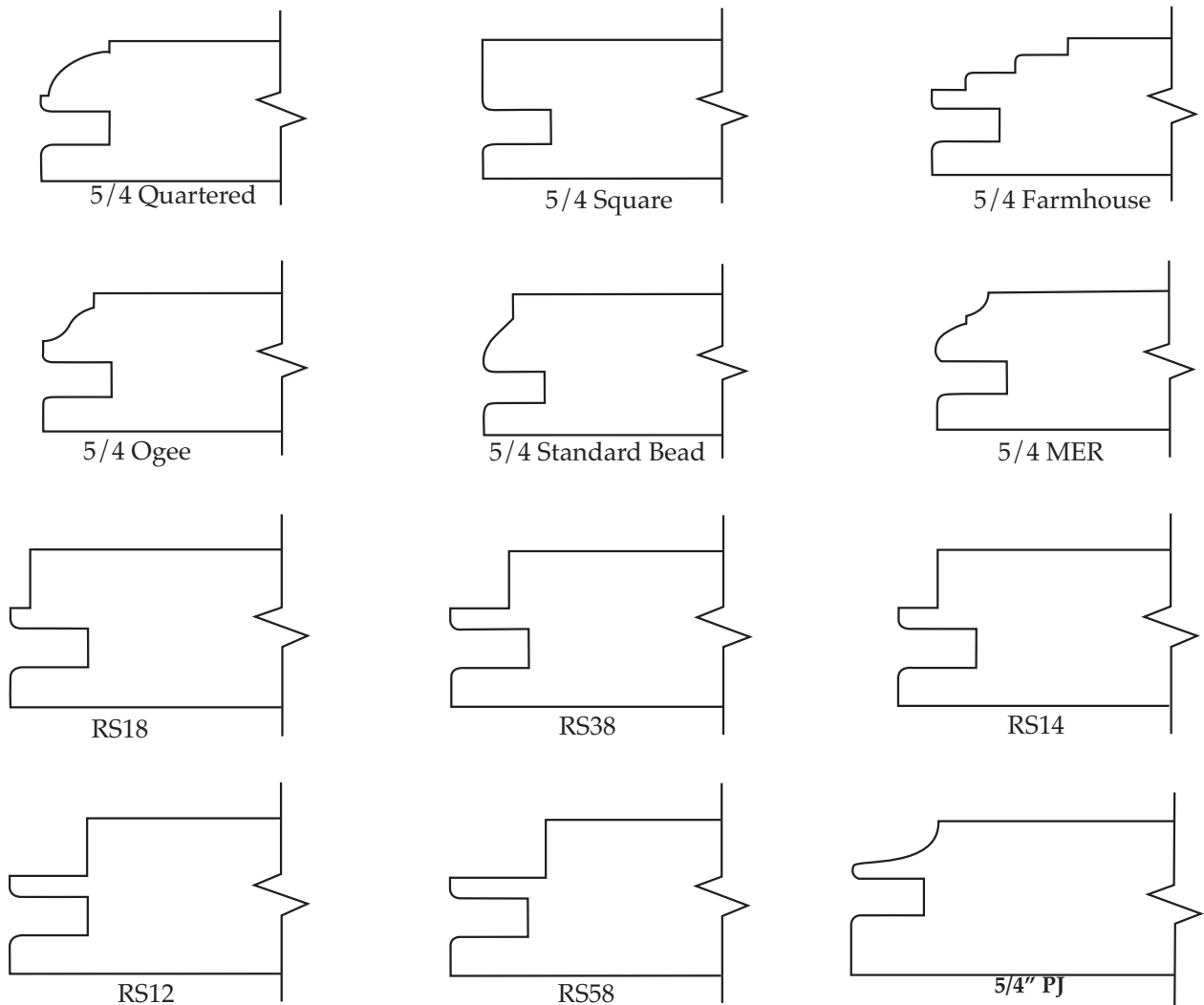
## 3/4" EDGE PROFILES

★ Please note illustrations are for visual concept only, not to scale.



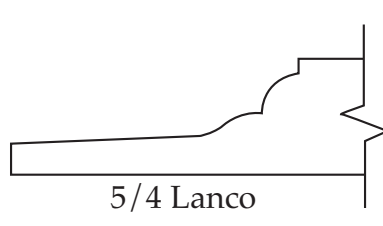
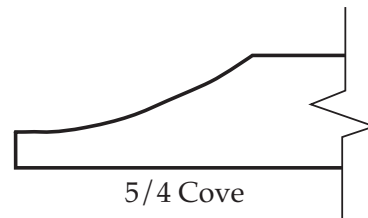
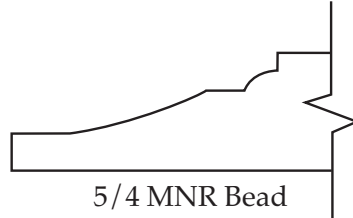
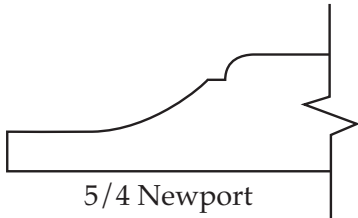
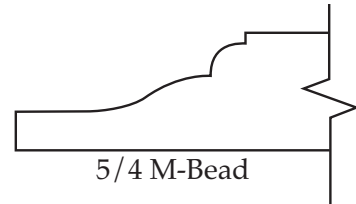
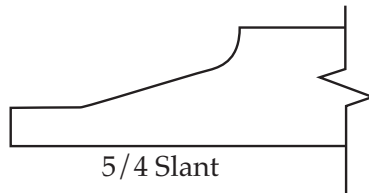
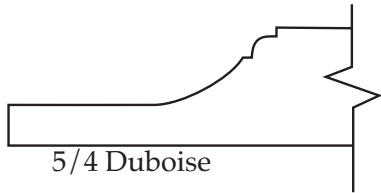
## 1" FRAMING BEAD PROFILES

★ Please note illustrations are for visual concept only, not to scale.



## 1" PANEL RAISE PROFILES

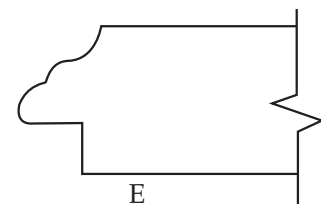
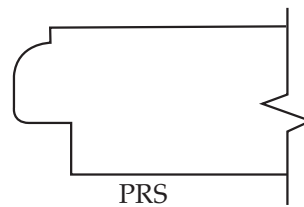
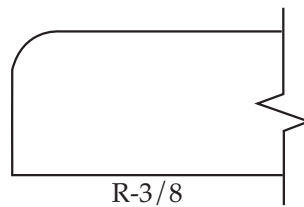
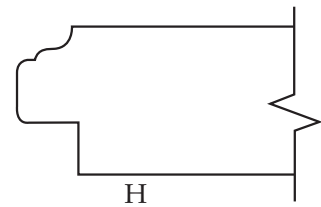
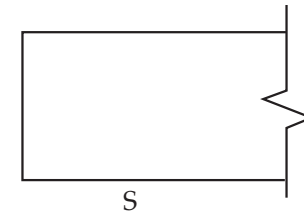
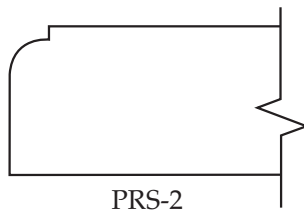
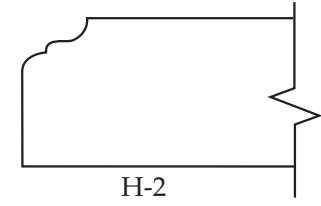
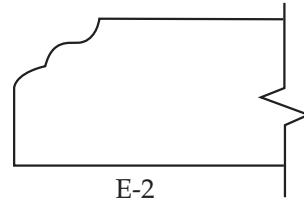
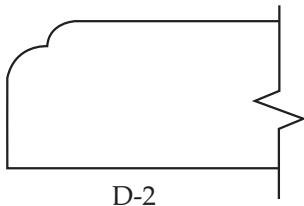
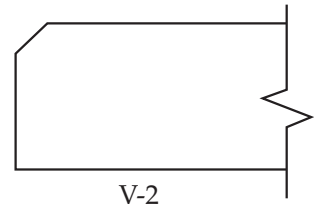
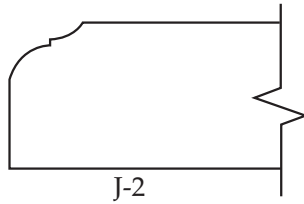
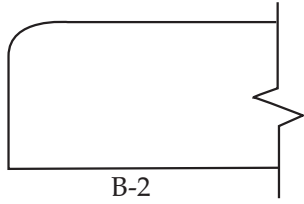
★ Please note illustrations are for visual concept only, not to scale.



# Design Options

## 1" EDGE PROFILES

★ Please note illustrations are for visual concept only, not to scale.



## WAINSCOTING

---

★ Please note illustrations are for visual concept only, not to scale.

- Wainscoting is available in many configurations.

  - Multiple panels wide.

  - Multiple panels high.

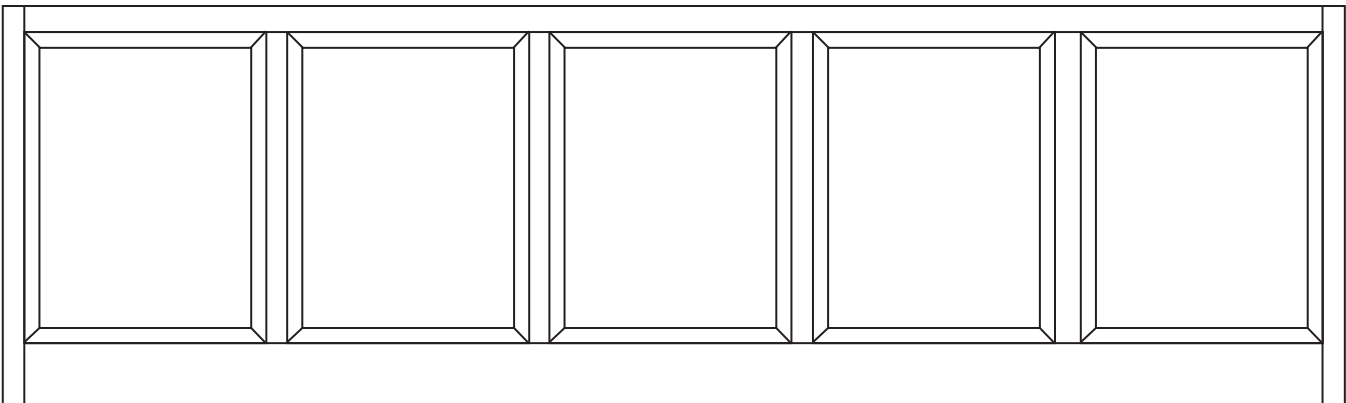
- Calculate design cost per panel

Plus

- Material: width x height ÷ 144 inches.

Plus

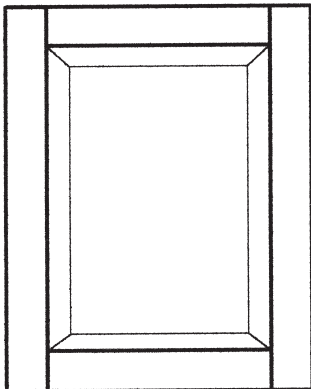
- Wainscoting charge of \$30.00.





# 3/4" Mortise & Tenon Raised Panel Doors

**RP 101**



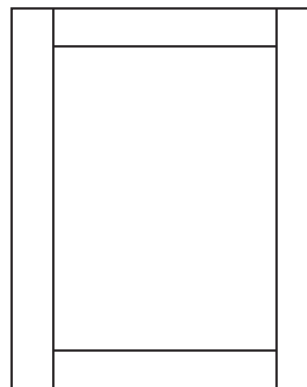
Design Cost:  
**\$13.50**

Standard Framing  
Width 2-5/16".

Frame only and mullion  
options available.

- All framing profiles available.
- All panel raises available.

**RP 101 Shaker**

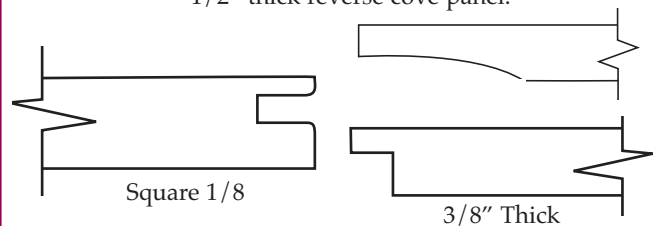


Design Cost:  
**\$13.50**

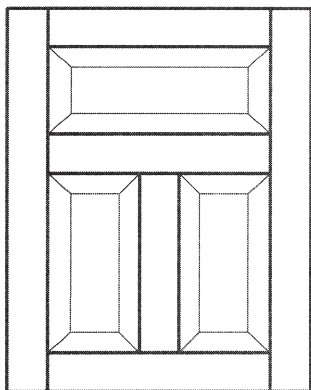
Standard Framing  
Width 2-5/16".

Frame only and mullion  
options available.

- Framing profile 1/8" recess to face of panel.
- 1/2" thick reverse cove panel.



**RP 101 TD**



Design Cost:  
**\$64.50**

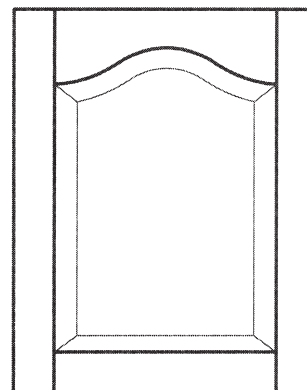
Standard Framing  
Width 2-5/16".

Middle rail width 2-1/2".

Frame only  
option available.

- All framing profiles available.
- All panel raises available.

**RP 201**



Design Cost:  
**\$19.10**

Standard Framing  
Width 2-5/16".

Frame only and mullion  
options available.

- All framing profiles available.
- All panel raises available.

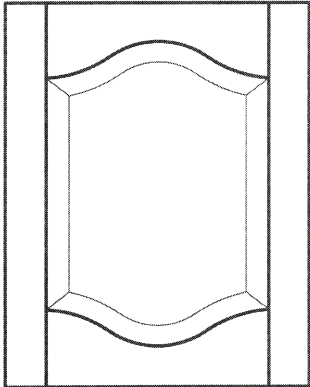
Panel raise profiles on page DO-7 & 10. • Door edge profiles on page DO-8-9 & 11.

★ Please note illustrations are for visual concept only, not to scale.

• Doors available in 1" thick. See pages DO-8 and DO-9 for options.

# 3/4" Mortise & Tenon Raised Panel Doors

**RP 202**



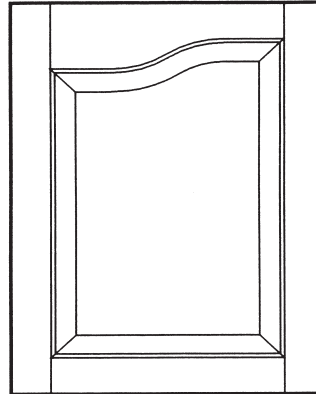
Design Cost:  
**\$29.60**

Standard Framing  
Width 2-5/16".

Frame only and mullion  
options available.

- All framing profiles available.
- All panel raises available.

**RP L201**



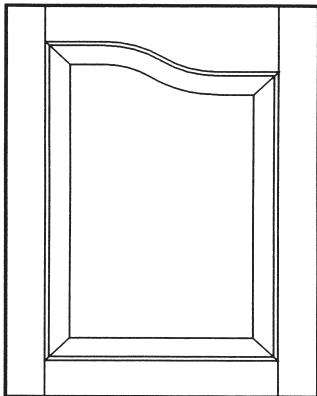
Design Cost:  
**\$25.95**

Standard Framing  
Width 2-5/16".

Frame only and mullion  
options available.

- All framing profiles available.
- All panel raises available.

**RP R201**



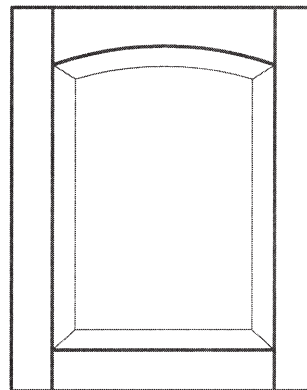
Design Cost:  
**\$25.95**

Standard Framing  
Width 2-5/16".

Frame only and mullion  
options available.

- All framing profiles available.
- All panel raises available.

**RP 301**



Design Cost:  
**\$19.10**

Standard Framing  
Width 2-5/16".

Frame only and mullion  
options available.

- All framing profiles available.
- All panel raises available.

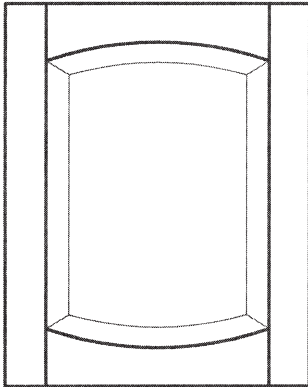
Panel raise profiles on page DO-7 & 10. • Door edge profiles on page DO-8-9 & 11.

★ Please note illustrations are for visual concept only, not to scale.

• Doors available in 1" thick. See pages DO-8 and DO-9 for options.

# 3/4" Mortise & Tenon Raised Panel Doors

**RP 303**




Design Costs:  
**\$29.50**

Standard Framing  
Width 2-5/16".

Frame only and mullion  
options available.

- All framing profiles available.
- All panel raises available.

**RP L301**



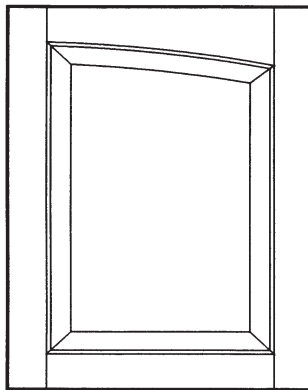
Design Costs:  
**\$25.60**

Standard Framing  
Width 2-5/16".

Frame only and mullion  
options available.

- All framing profiles available.
- All panel raises available.

**RP R301**



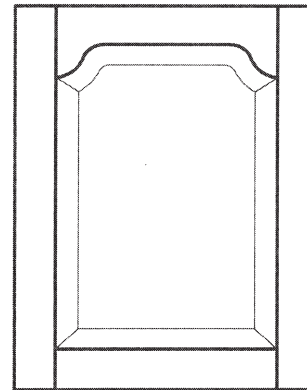
Design Costs:  
**\$25.60**

Standard Framing  
Width 2-5/16".

Frame only and mullion  
options available.

- All framing profiles available.
- All panel raises available.

**RP 601**



Design Costs:  
**\$19.10**

Standard Framing  
Width 2-5/16".

Frame only and mullion  
options available.

- All framing profiles available.
- All panel raises available.

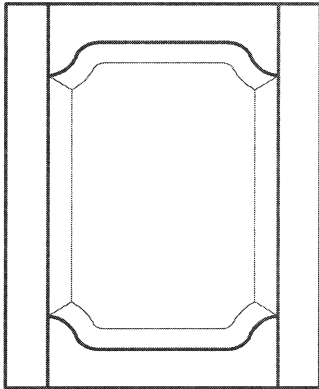
Panel raise profiles on page DO-7 & 10. • Door edge profiles on page DO-8-9 & 11.

★ Please note illustrations are for visual concept only, not to scale.

• Doors available in 1" thick. See pages DO-8 and DO-9 for options.

# 3/4" Mortise & Tenon Raised Panel Doors

**RP 606**



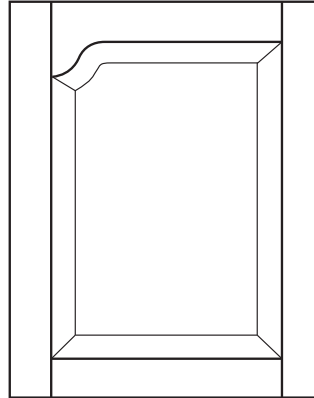
Design Cost:  
**\$29.50**

Standard Framing  
Width 2-5/16".

Frame only and mullion  
options available.

- All framing profiles available.
- All panel raises available.

**RP L601**



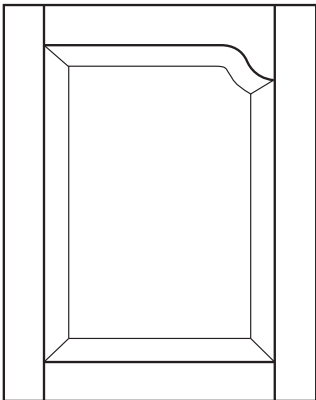
Design Cost:  
**\$25.60**

Standard Framing  
Width 2-5/16".

Frame only and mullion  
options available.

- All framing profiles available.
- All panel raises available.

**RP R601**




Design Cost:  
**\$25.60**

Standard Framing  
Width 2-5/16".

Frame only and mullion  
options available.

- All framing profiles available.
- All panel raises available.

**RP 901**



Design Cost:  
**\$24.50**

Standard Framing  
Width 2-5/16".

Frame only and mullion  
options available.

- All framing profiles available.
- All panel raises available.

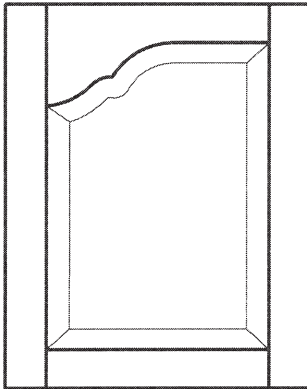
Panel raise profiles on page DO-7 & 10. • Door edge profiles on page DO-8-9 & 11.

★ Please note illustrations are for visual concept only, not to scale.

• Doors available in 1" thick. See pages DO-8 and DO-9 for options.

# 3/4" Mortise & Tenon Raised Panel Doors

**RP L901**



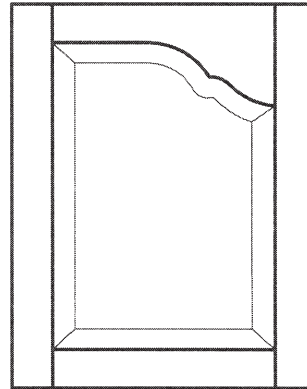
Design Costs:  
\$26.50

Standard Framing  
Width 2-5/16".

Frame only and mullion  
options available.

- All framing profiles available.
- All panel raises available.

**RP /R901**



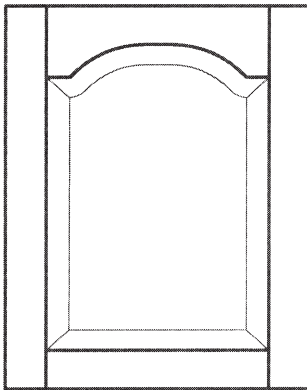
Design Costs:  
\$26.50

Standard Framing  
Width 2-5/16".

Frame only and mullion  
options available.

- All framing profiles available.
- All panel raises available.

**RP BRANDYWINE**



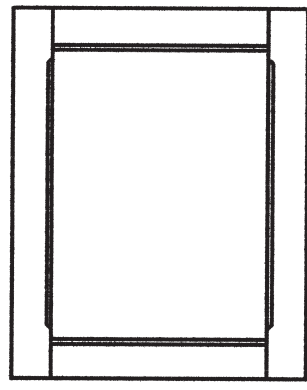
Design Costs:  
\$25.75

Standard Framing  
Width 2-5/16".

Frame only and mullion  
options available.

- All framing profiles available.
- All panel raises available.

**RP MONTCLAIR**



Design Costs:  
\$24.65

Styles sq. w /chamfer  
2-5/16" wide.

Rail width 3-5/16".

Ogee framing profile.

Frame only and mullion  
option available.

- Panel raises recommended:  
Farmhouse  
SLS  
Waterfall  
Reverse Cove  
Flat MDF


Panel raise profiles on page DO-7 & 10. • Door edge profiles on page DO-8-9 & 11.

★ Please note illustrations are for visual concept only, not to scale.

• Doors available in 1" thick. See pages DO-8 and DO-9 for options.

# 3/4" Mortise & Tenon Raised Panel Doors

**RP 501**



Design Cost:  
**\$43.50**


Standard Framing  
Width 2-5/16".

2" x 2" corner blocks.

Frame only and mullion  
options available.

- All framing profiles available.
- All panel raises available.

**RP 505**



Design Cost:  
**\$47.85**


Standard Framing  
Width 2-5/16".

2" x 2" corner blocks.

Frame only and mullion  
options available.

- All framing profiles available.
- All panel raises available.

**RP HALF CIRCLE**



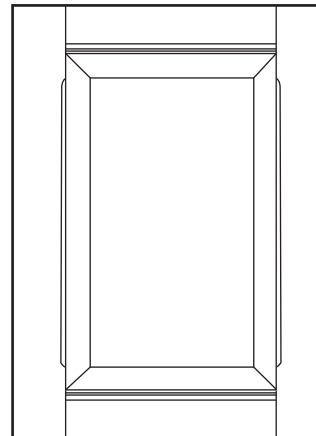
Design Cost:  
**\$89.95**

Standard Framing  
Width 2-5/16".

Frame only and mullion  
options available.

- All framing profiles available.
- All panel raises available.

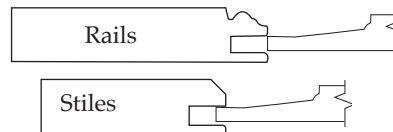
**RP MONT 101**



Design Cost:  
**\$33.50**

Frame only options  
available no mullions.

- Framing: 3 1/2" Mont standard rails  
2 5/16" Square w/chamfer stiles
- Panels: Revello, LSB, SCS




Panel raise profiles on page DO-7 & 10. • Door edge profiles on page DO-8-9 & 11.

★ Please note illustrations are for visual concept only, not to scale.

• Doors available in 1" thick. See pages DO-8 and DO-9 for options.

# 3/4" Mortise & Tenon Flat Panel Doors

**FP 101**

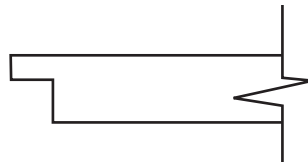


Design Costs:  
**\$13.50**

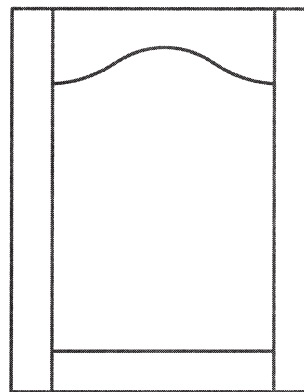
Standard Framing  
Width 2-5/16".

Frame only and mullion  
options available.

- All framing profiles available.
- 3/8" thick MDF panel with rabbit.



**FP 201**



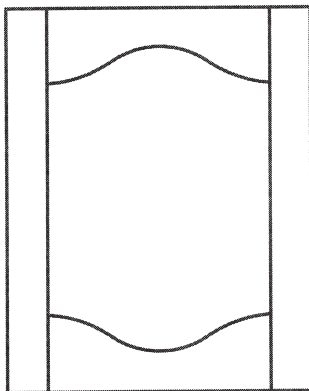
Design Costs:  
**\$17.75**

Standard Framing  
Width 2-5/16".

Frame only and mullion  
options available.

- All framing profiles available.
- 3/8" thick MDF panel with rabbit.

**FP 202**



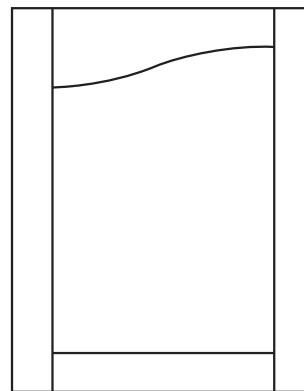
Design Costs:  
**\$20.35**

Standard Framing  
Width 2-5/16".

Frame only and mullion  
options available.

- All framing profiles available.
- 3/8" thick MDF panel with rabbit.

**FP L201**



Design Costs:  
**\$25.95**

Standard Framing  
Width 2-5/16".

Frame only and mullion  
options available.

- All framing profiles available.
- 3/8" thick MDF panel with rabbit.

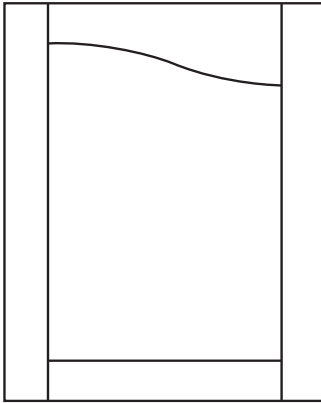
Panel raise profiles on page DO-7 & 10. • Door edge profiles on page DO-8-9 & 11.

★ Please note illustrations are for visual concept only, not to scale.

• Doors available in 1" thick. See pages DO-8 and DO-9 for options.

# 3/4" Mortise & Tenon Flat Panel Door

**FP R201**



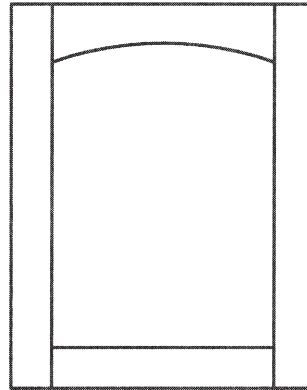
Design Costs:  
**\$25.95**

Standard Framing  
Width 2-5/16".

Frame only and mullion  
options available.

- All framing profiles available.
- 3/8" thick MDF panel with rabbit.

**FP 301**



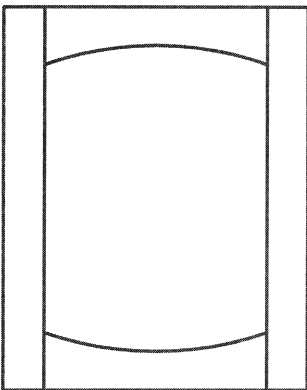
Design Costs:  
**\$16.75**

Standard Framing  
Width 2-5/16".

Frame only and mullion  
options available.

- All framing profiles available.
- 3/8" thick MDF panel with rabbit.

**FP 303**



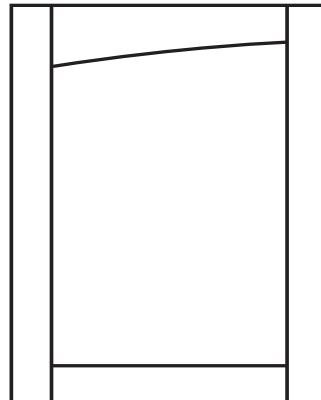
Design Costs:  
**\$20.50**

Standard Framing  
Width 2-5/16".

Frame only and mullion  
options available.

- All framing profiles available.
- 3/8" thick MDF panel with rabbit.

**FP L301**



Design Costs:  
**\$16.75**

Standard Framing  
Width 2-5/16".

Frame only and mullion  
options available.

- All framing profiles available.
- 3/8" thick MDF panel with rabbit.

Panel raise profiles on page DO-7 & 10. • Door edge profiles on page DO-8-9 & 11.

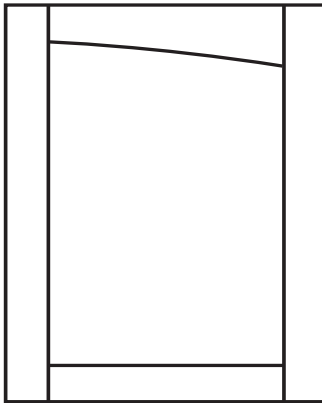
★ Please note illustrations are for visual concept only, not to scale.

• Doors available in 1" thick. See pages DO-8 and DO-9 for options.



# 3/4" Mortise & Tenon Flat Panel Doors

**FP R301**



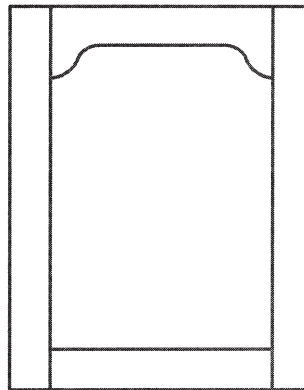
Design Costs:  
**\$16.75**

Standard Framing  
Width 2-5/16".

Frame only and mullion  
options available.

- All framing profiles available.
- 3/8" thick MDF panel with rabbit.

**FP 601**



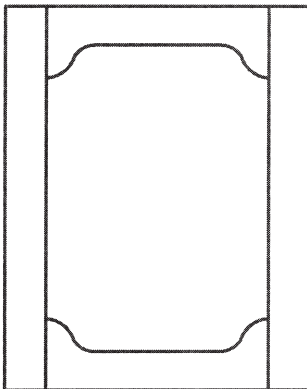
Design Costs:  
**\$16.75**

Standard Framing  
Width 2-5/16".

Frame only and mullion  
options available.

- All framing profiles available.
- 3/8" thick MDF panel with rabbit.

**FP 606**



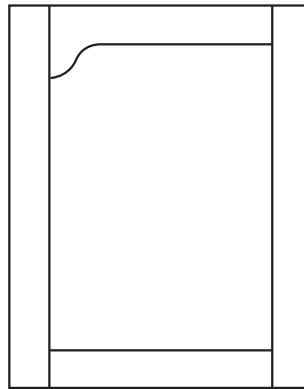
Design Costs:  
**\$20.50**

Standard Framing  
Width 2-5/16".

Frame only and mullion  
options available.

- All framing profiles available.
- 3/8" thick MDF panel with rabbit.

**FP L601**



Design Costs:  
**\$16.75**

Standard Framing  
Width 2-5/16".

Frame only and mullion  
options available.

- All framing profiles available.
- 3/8" thick MDF panel with rabbit.

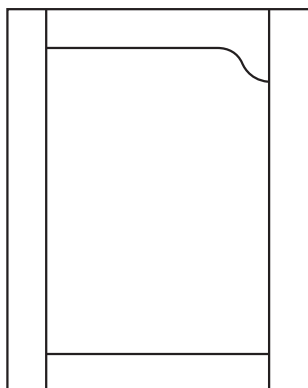
Panel raise profiles on page DO-7 & 10. • Door edge profiles on page DO-8-9 & 11.

★ Please note illustrations are for visual concept only, not to scale.

• Doors available in 1" thick. See pages DO-8 and DO-9 for options.

# 3/4" Mortise & Tenon Flat Panel Door

**FP R601**



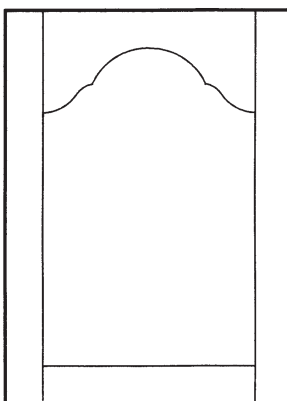
Design Costs:  
**\$16.75**

Standard Framing  
Width 2-5/16".

Frame only and mullion  
options available.

- All framing profiles available.
- 3/8" thick MDF panel with rabbit.

**FP 901**



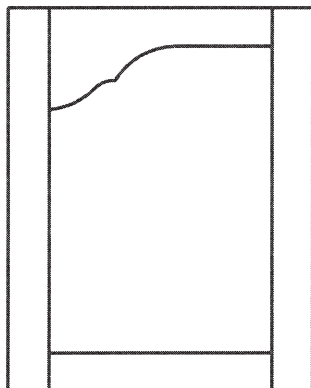
Design Costs:  
**\$19.45**

Standard Framing  
Width 2-5/16".

Frame only and mullion  
options available.

- All framing profiles available.
- 3/8" thick MDF panel with rabbit.

**FP L901**



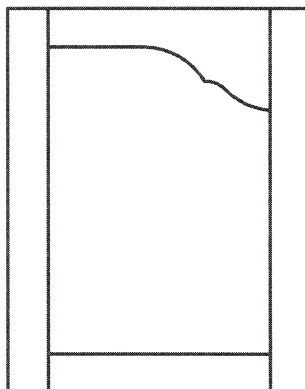
Design Costs:  
**\$19.45**

Standard Framing  
Width 2-5/16".

Frame only and mullion  
options available.

- All framing profiles available.
- 3/8" thick MDF panel with rabbit.

**FP R901**



Design Costs:  
**\$19.45**

Standard Framing  
Width 2-5/16".

Frame only and mullion  
options available.

- All framing profiles available.
- 3/8" thick MDF panel with rabbit.

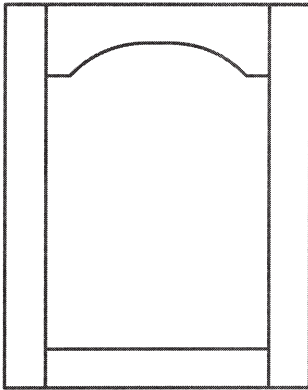
Panel raise profiles on page DO-7 & 10. • Door edge profiles on page DO-8-9 & 11.

★ Please note illustrations are for visual concept only, not to scale.

• Doors available in 1" thick. See pages DO-8 and DO-9 for options.

# 3/4" Mortise & Tenon Flat Panel Doors

## FP BRANDYWINE




Design Costs:  
**\$18.25**

Standard Framing  
Width 2-5/16".

Frame only and mullion  
options available.

- All framing profiles available.
- 3/8" thick MDF panel with rabbit.

## FP HALF CIRCLE



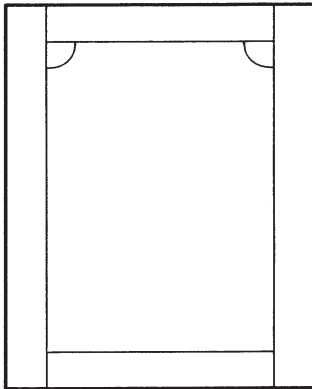
Design Costs:  
**\$81.95**

Standard Framing  
Width 2-5/16".

Frame only and mullion  
options available.

- All framing profiles available.
- 3/8" thick MDF panel with rabbit.

## FP 501



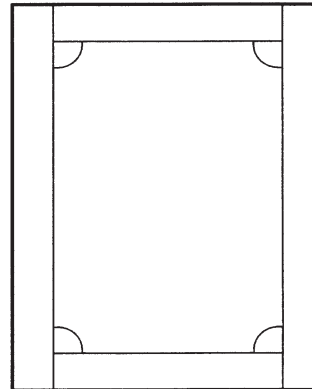
Design Costs:  
**\$38.50**

Standard Framing  
Width 2-5/16".

Frame only and mullion  
options available.

- All framing profiles available.
- 3/8" thick MDF panel with rabbit.

## FP 505



Design Costs:  
**\$43.50**

Standard Framing  
Width 2-5/16".

Frame only and mullion  
options available.

- All framing profiles available.
- 3/8" thick MDF panel with rabbit.

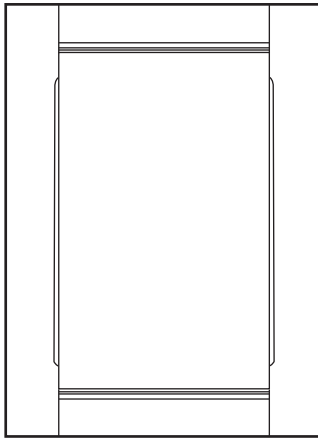
Panel raise profiles on page DO-7 & 10. • Door edge profiles on page DO-8-9 & 11.

★ Please note illustrations are for visual concept only, not to scale.

• Doors available in 1" thick. See pages DO-8 and DO-9 for options.

# 3/4" Mortise & Tenon Flat Panel Doors

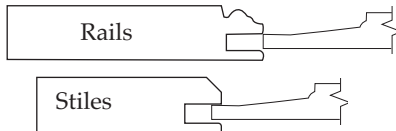
## FP MONT 101




Design Cost:  
\$30.45

Frame only options  
available no mullions.

- Framing: 3 1/2" Mont standard rails  
2 5/16" Square w/ chamfer stiles
- Panels: 3/8" standard



## CP 1/16" CHAMFER

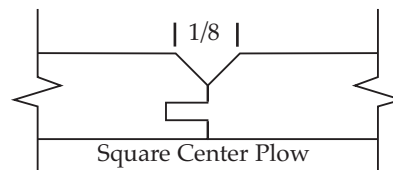


Design Cost:  
\$29.85


Frame only options  
available no mullions.

Please specify  
rail dimensions  
on drawer fronts.

- Framing: 3" Square Center Plows
- Panels: Rev, Cove, 3/8" Flat



## 101 1/8" RADIUS

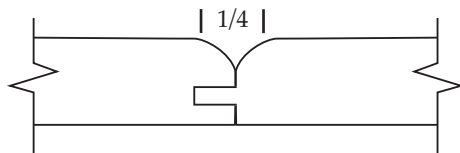


Design Cost:  
\$29.85

Frame only options  
available no mullions.

Please specify  
rail dimensions  
on drawer fronts.

- Framing: 3" Square Standard
- Panels: Rev, 3/8" Standard



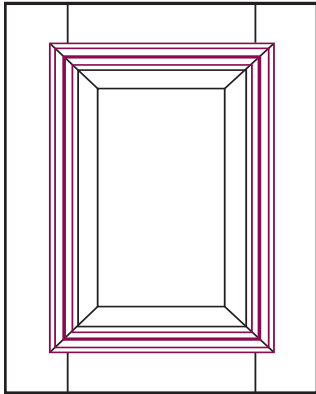
Panel raise profiles on page DO-7 & 10. • Door edge profiles on page DO-8-9 & 11.

★ Please note illustrations are for visual concept only, not to scale.

• Doors available in 1" thick. See pages DO-8 and DO-9 for options.

# 3/4" Mortise & Tenon Raised Panel Doors w/Applied Molding


RP 101 AM13



Design Cost:  
\$48.95

Frame only and mullion  
options available.

RP 101 AM13 DF



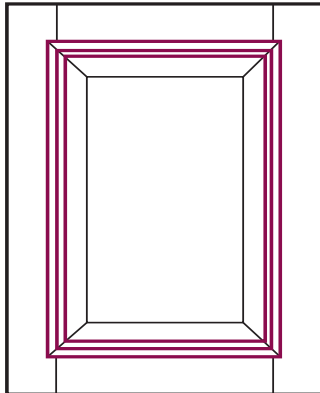
Please specify  
rail dimensions  
when ordering.

- All framing profiles available.  
2-5/16 standard width.
- All panel raises available.



• Door available in 1" thick.  
See pages DO-10 and DO-11 for options.


RP 101 AM14



Design Cost:  
\$49.30

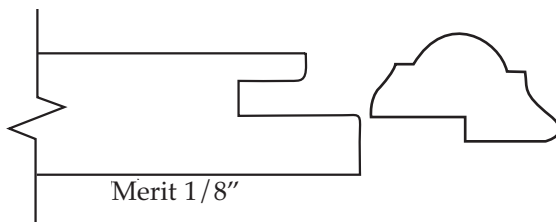
Frame only and mullion  
options available.

RP 101 AM14 DF



Please specify  
rail dimensions  
when ordering.

- Framing: Merit 1/8" with 2-9/16" back dimension.
- Panels: Lucerne, PRS, Newport, Duboise and Ravello.

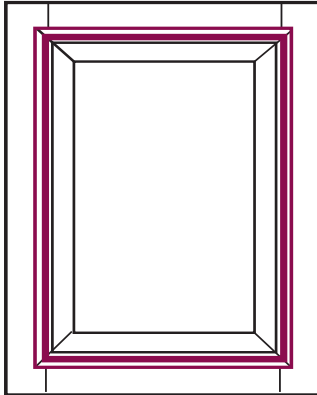


Panel raise profiles on page DO-7 & 10. • Door edge profiles on page DO-8-9 & 11.

★ Please note illustrations are for visual concept only, not to scale.

# 3/4" Mortise & Tenon Raised Panel Doors w/Applied Molding

RP 101 AM12



Design Cost:  
\$46.50

Frame only and mullion  
options available.

RP 101 AM12 DF



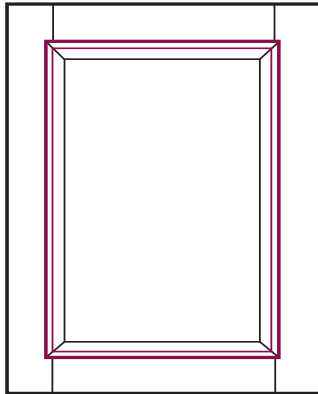
Please specify  
rail dimensions  
when ordering.

- All framing profiles available.  
2-5/16 standard width.
- All panel raises available.



• **Door available in 1" thick.**  
**See pages DO-10 and DO-11 for options.**


RP 101 AM15



Design Cost:  
\$48.60

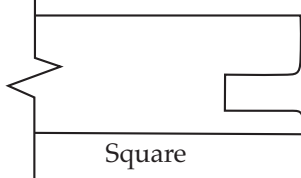
Frame only and mullion  
options available.

RP 101 AM15 DF



Please specify  
rail dimensions  
when ordering.

- Framing: Square 2-5/16"
- Panels: Lucerne, PRS, Newport, Duboise, Ravello,  
Reverse G, Reverse Slat, Waterfall and Farmhouse.

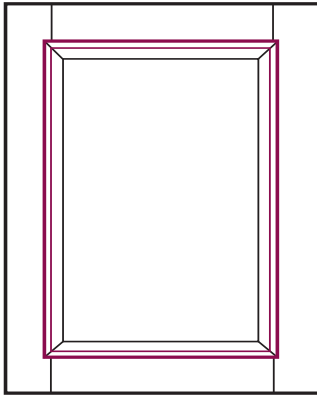


Panel raise profiles on page DO-7 & 10. • Door edge profiles on page DO-8-9 & 11.

★ **Please note illustrations are for visual concept only, not to scale.**

# 3/4" Mortise & Tenon Raised Panel Doors w/Applied Molding

**RP 101 AM5**



Design Cost:  
**\$48.60**

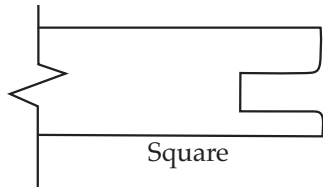
Frame only no mullion  
options available.

**RP 101 AM5 DF**

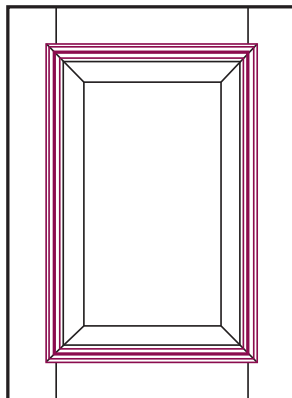


Please specify  
rail dimensions  
when ordering.

- Framing: Square MPH 2-5/16"
- Panels: PRS, Newport, Duboise, Ravello, Reverse Cove, Reverse Slat, Waterfall and Farmhouse.



**RP 101 AM17**



Design Cost:  
**\$59.50**

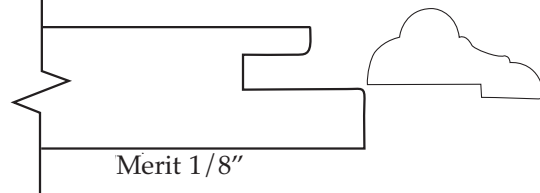
Frame only no mullion  
options available.

**RP 101 AM17 DF**



Please specify  
rail dimensions  
when ordering.

- Framing: Merit 1/8" with 3-9/16" back, dimension 3-3/4" face dimension with molding.
- Panels: All panel raises available.

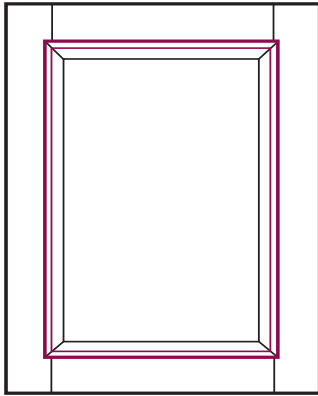


Panel raise profiles on page DO-7 & 10. • Door edge profiles on page DO-8-9 & 11.

★ Please note illustrations are for visual concept only, not to scale.

# 3/4" Mortise & Tenon Raised Panel Doors w/Applied Molding

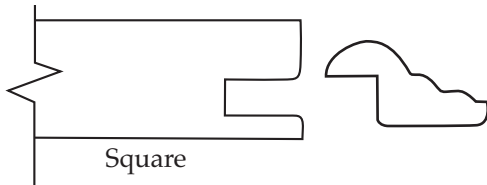
**RP 101 AM18**



Design Cost:  
\$56.20

Frame only and mullion options available.

- Framing: Square 2-5/16"
- Panels: All panel raises available

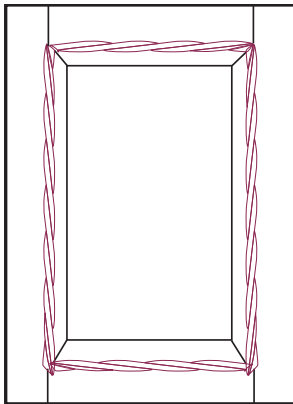


**RP 101 AM18 DF**



Please specify rail dimensions when ordering.

**RP 101 AMRO**



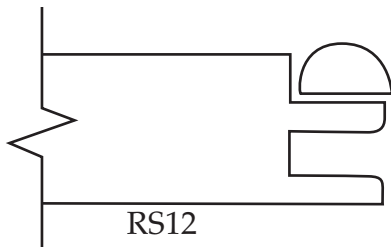
Design Cost:  
\$59.70

Frame only  
no mullion options available.


Rope Moulding available in the following sizes:

- 3/8" - 3/8 wide x 31" high
- 1/2" - 1/2" wide x 1/4" high

- Framing: Square 2-3/4" RS 38 standard or RS 12 (RS 12 raming is used for 1/2" mldg.)
- Panels: All panel raises available



**RP 101 AMRO DF**



Please specify rail dimensions when ordering.



This door style can be orded with corner blocks, square or beveled, (1/2" mldg. only). Additional \$2.50 each.




Panel raise profiles on page DO-7 & 10. • Door edge profiles on page DO-8-9 & 11.

★ Please note illustrations are for visual concept only, not to scale.



# 3/4" Mortise & Tenon Flat Panel Doors w/Applied Molding

**FP 101 AM1**



Design Cost:  
**\$43.40**

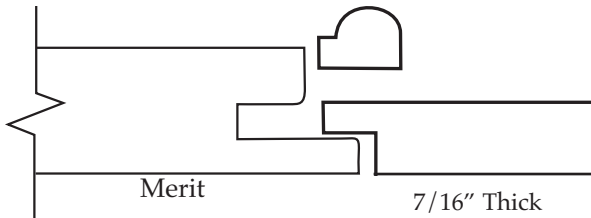
Frame opalnly, no mullion  
options available.

↔ **FP 101 AM1 DF**




Please specify rail dimen-  
sions when ordering.

- Framing: Merit with 2-1/8" back dimension standard.
- Panels: 7/16" Standard.



**FP 101 AM2**



Design Cost:  
**\$43.40**

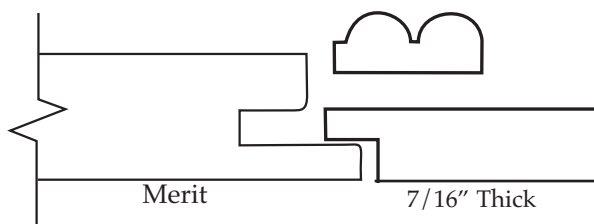
Frame only, no mullion  
options available.

↔ **FP 101 AM2 DF**



Please specify rail dimen-  
sions when ordering.

- Framing: Merit with 2-1/8" back dimension standard.
- Panels: 7/16" Standard.




Panel raise profiles on page DO-7 & 10. • Door edge profiles on page DO-8-9 & 11.

★ **Please note illustrations are for visual concept only, not to scale.**

↔ For Drawer Front heights less than 6", rail width can be adjusted accordingly with a 3/4" minimum width.

# 3/4" Mortise & Tenon Flat Panel Doors w/Applied Molding

FP 101 AM3



Design Cost:  
\$46.40

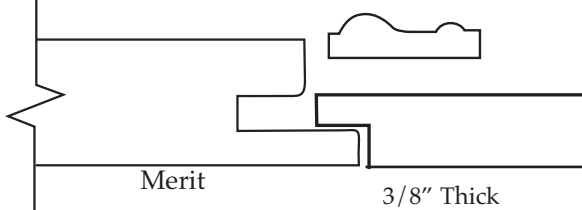
Frame only, no mullion  
options available.

↔ FP 101 AM3 DF




Please specify rail dimen-  
sions when ordering.

- Framing: Merit with 2-1/8" back dimension standard.
- Panels: 3/8" Standard.




FP 101 AM4



Design Cost:  
\$55.60

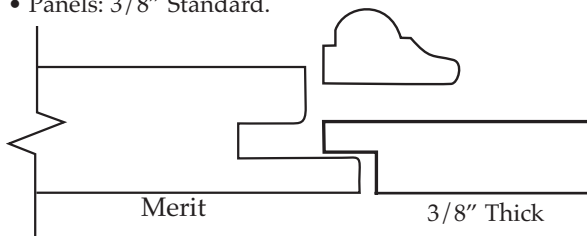
Frame only and mullion  
options available.

↔ FP 101 AM4 DF



Please specify rail dimen-  
sions when ordering.

- Framing: Merit with 2-1/8" back dimension standard.
- Panels: 3/8" Standard.




Panel raise profiles on page DO-7 & 10. • Door edge profiles on page DO-8-9 & 11.

★ Please note illustrations are for visual concept only, not to scale.

↔ For Drawer Front heights less than 6", rail width can be adjusted accordingly with a 3/4" minimum width.

# 3/4" Mortise & Tenon Flat Panel Doors w/Applied Molding

## FP 101 AM5



Design Cost:  
\$57.30

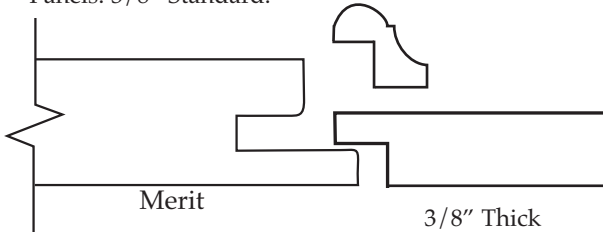
Frame only, no mullion  
options available.

## ↔ FP 101 AM5 DF




Please specify rail dimen-  
sions when ordering.

- Framing: Merit with 2-1/8" back dimension standard.
- Panels: 3/8" Standard.



## FP 101 AM6



Design Cost:  
\$57.30

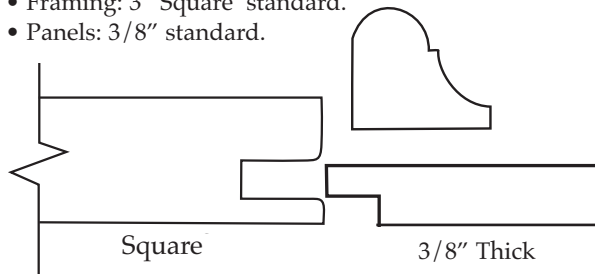
Frame only, no mullion  
options available.

## ↔ FP 101 AM6 DF



Please specify rail dimen-  
sions when ordering.

- Framing: 3" Square standard.
- Panels: 3/8" standard.



• **Door available in 1" thick.**  
See pages DO-10 and DO-11 for options.


Panel raise profiles on page DO-7 & 10. • Door edge profiles on page DO-8-9 & 11.

★ Please note illustrations are for visual concept only, not to scale.

↔ For Drawer Front heights less than 6", rail width can be adjusted accordingly with a 3/4" minimum width.

# 3/4" Mortise & Tenon Flat Panel Doors w/Applied Molding

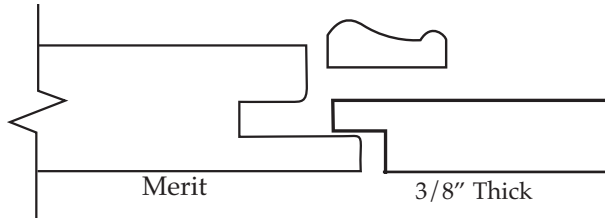
**FP 101 AM7**



Design Cost:  
\$53.20

Frame only, no mullion  
options available.

- Framing: Merit .
- Panels: 3/8" Standard.

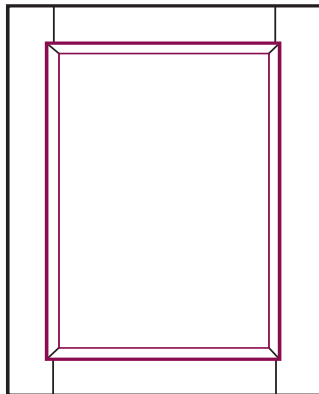


↔ **FP 101 AM7 DF**



Please specify rail dimen-  
sions when ordering.

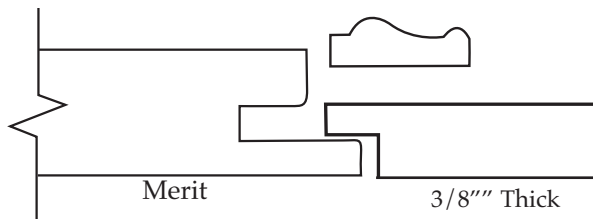
**FP 101 AM8**




Design Cost:  
\$53.20

Frame only, no mullion  
options available.

- Framing: Merit .
- Panels: 3/8" Standard.



↔ **FP 101 AM8 DF**



Please specify rail dimen-  
sions when ordering.


Panel raise profiles on page DO-7 & 10. • Door edge profiles on page DO-8-9 & 11.

★ Please note illustrations are for visual concept only, not to scale.

↔ For Drawer Front heights less than 6", rail width can be adjusted accordingly with a 3/4" minimum width.

# 3/4" Mortise & Tenon Flat Panel Doors w/Applied Molding

FP 101 AM9



Design Cost:  
\$56.40

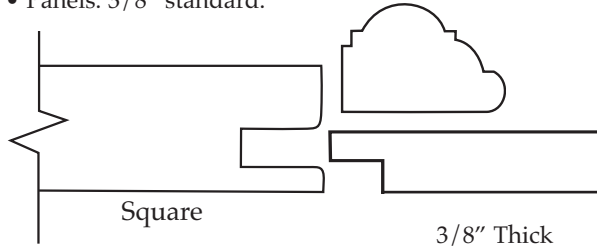
Frame only, no mullion  
options available.

↔ FP 101 AM9 DF




Please specify rail dimen-  
sions when ordering.

- Framing: 3" Square standard.
- Panels: 3/8" standard.




FP 101 AM10



Design Cost:  
\$56.40

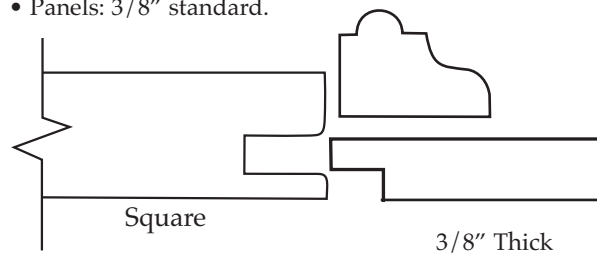
Frame only, no mullion  
options available.

↔ FP 101 AM10 DF



Please specify rail dimen-  
sions when ordering.

- Framing: 3" Square standard.
- Panels: 3/8" standard.



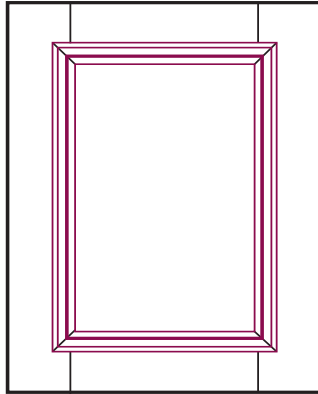
Panel raise profiles on page DO-7 & 10. • Door edge profiles on page DO-8-9 & 11.

★ Please note illustrations are for visual concept only, not to scale.

↔ For Drawer Front heights less than 6", rail width can be adjusted accordingly with a 3/4" minimum width.

# 3/4" Mortise & Tenon Flat Panel Doors w/Applied Molding

## FP 101 AM11



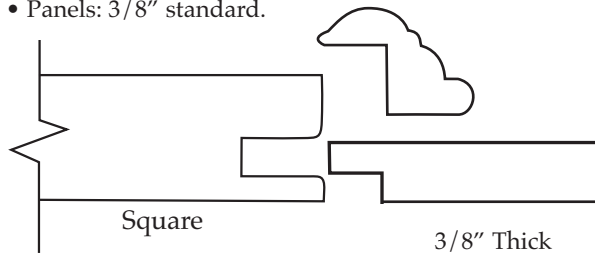
Design Cost:  
\$53.30  
Frame only, no mullion  
options available.

## ↔ FP 101 AM11 DF




Please specify rail dimen-  
sions when ordering.

- Framing: 3" Square standard.
- Panels: 3/8" standard.



## FP 101 AM12



Design Cost:  
\$42.60

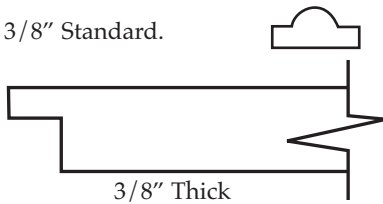
Frame only and mullion  
options available

## ↔ FP 101 AM12 DF



Please specify rail dimen-  
sions when ordering.

- All framing profiles available.  
2-5/16 standard width.
- Panels: 3/8" Standard.



• **Door available in 1" thick.**  
**See pages DO-10 and DO-11 for options.**


Panel raise profiles on page DO-7 & 10. • Door edge profiles on page DO-8-9 & 11.

★ **Please note illustrations are for visual concept only, not to scale.**

↔ For Drawer Front heights less than 6", rail width can be adjusted accordingly with a 3/4" minimum width.

# 3/4" Mortise & Tenon Flat Panel Doors w/Applied Molding

**FP 101 AM13**



Design Cost:  
\$48.95

Frame only and mullion  
options available

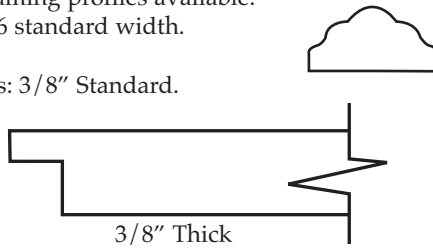
↔ **FP 101 AM13 DF**



Please specify rail dimen-  
sions when ordering.


- All framing profiles available.  
2-5/16 standard width.

- Panels: 3/8" Standard.



- **Door available in 1" thick.**  
**See pages DO-10 and DO-11 for options.**

**FP 101 AM14**



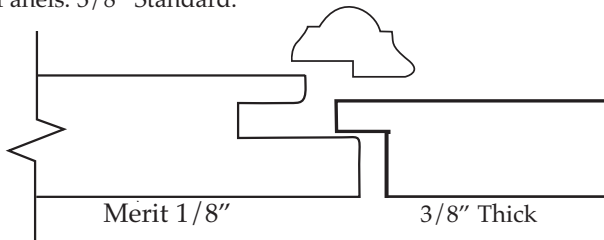
Design Cost:  
\$47.30  
Frame only and mullion  
options available.

↔ **FP 101 AM14 DF**



Please specify rail dimen-  
sions when ordering.

- Framing: Merit 1/8" with 2-9/16" back dimension standard.
- Panels: 3/8" Standard.




Panel raise profiles on page DO-7 & 10. • Door edge profiles on page DO-8-9 & 11.

★ **Please note illustrations are for visual concept only, not to scale.**

↔ For Drawer Front heights less than 6", rail width can be adjusted accordingly with a 3/4" minimum width.

# 3/4" Mortise & Tenon Flat Panel Doors w/Applied Molding


## FP 101 AM15



Design Cost:  
\$46.60

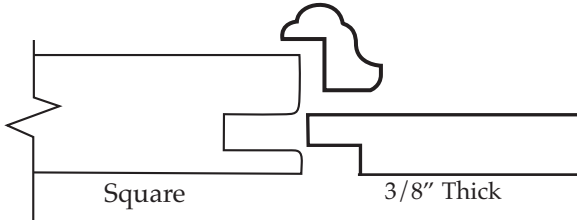
Frame only and mullion  
options available.

## ↔ FP 101 AM15 DF




Please specify rail dimen-  
sions when ordering.

- Framing: Square 2-5/16" standard.
- Panels: 3/8" Standard.



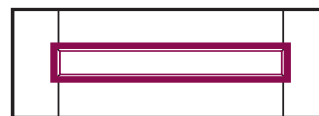
## FP 101 AM16



Design Cost:  
\$54.60

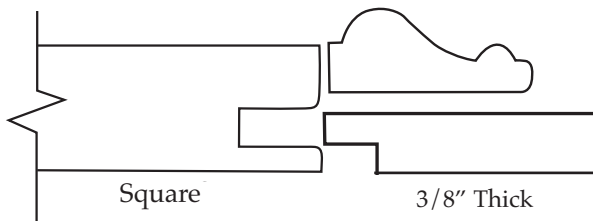
Frame only, no mullion  
options available.

## ↔ FP 101 AM16 DF



Please specify rail dimen-  
sions when ordering.

- Framing: 3" Square standard.
- Panels: 3/8" standard.



• Door available in 1" thick with a  
3/8" panel recess depth.  
See pages DO-10 and DO-11 for options.

Panel raise profiles on page DO-7 & 10. • Door edge profiles on page DO-8-9 & 11.


★ Please note illustrations are for visual concept only, not to scale.

↔ For Drawer Front heights less than 6", rail width can be adjusted accordingly with a 3/4" minimum width.

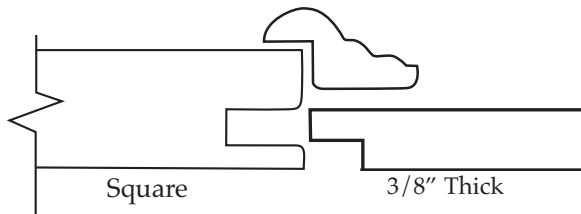


# 3/4" Mortise & Tenon Flat Panel Doors w/Applied Molding

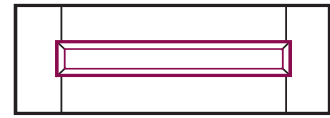
**FP 101 AM18**



- Framing: Square 3/16" recess.
- Panels: 3/8" Standard.



**↔ FP 101 AM18 DF**

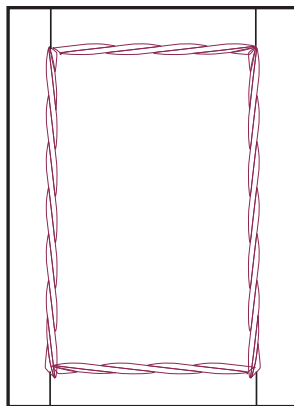


Please specify rail dimensions when ordering.

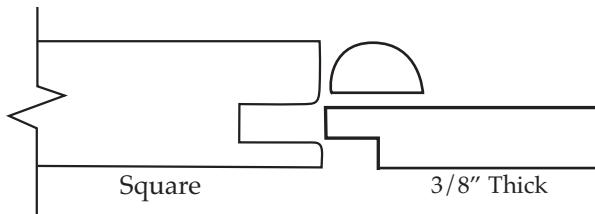
Design Cost:  
\$54.60

Frame only and mullion options available.

**FP 101 AMRO**



- Framing: 2 5/16" square standard
- Panels: 3/8" standard.



Design Cost:  
\$54.60

Frame only  
no mullion options  
available.

Rope Moulding available in  
the following sizes:

- 3/8" - 3/8 wide x 31" high
- 1/2" - 1/2" wide x 1/4" high
- 3/4" - 3/4" wide x 3/8" high

**FP 101 AMRO DF**



Please specify  
rail dimensions  
when ordering.



This door style can be ordered with corner blocks, square or beveled, (1/2" & 3/8" mldg. only). Additional \$2.50 each.



Panel raise profiles on page DO-7 & 10. • Door edge profiles on page DO-8-9 & 11.

★ Please note illustrations are for visual concept only, not to scale.

↔ For Drawer Front heights less than 6", rail width can be adjusted accordingly with a 3/4" minimum width.

# Drawer Fronts

## Drawer Front Specifications

---

- **RP1118** Solid wood blank with a raise profile.  
Overall thickness 1-1/8" – Edge thickness 3/4".

Edge Profiles – All 4/4 except - S – SR – R1/4 – R1/8 – B – B-2 – V – V2

Raise Profiles – All 4/4 panel raise profiles except – Reverse Cove –  
Reverse Slant – Waterfall – SCS – Farmhouse - S-Cove

- **RP1118S** Solid wood blank with a raise profile.  
Overall thickness 1-1/8" – Edge thickness 3/4".  
Raise Profile is 5/16" shorter than RP1118.

Edge Profiles – Available; S – SR – R1/4 – R1/8 – B - B-2 – V – V-2

Raise Profiles – Reverse Cove - Reverse Slant – Waterfall – SCS – Farmhouse – S-Cove

- **SLAB** Solid wood blank with no raise profile.  
3/4" thick – All 4/4 edge profiles  
1" thick – All 5/4 edge profiles

- **Design Costs:**

RP11	\$5.35
SLAB	\$4.65

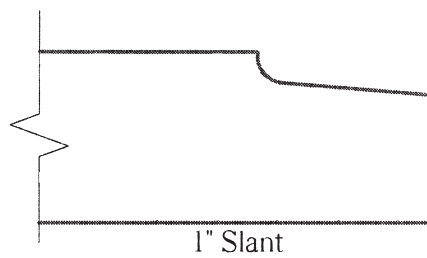
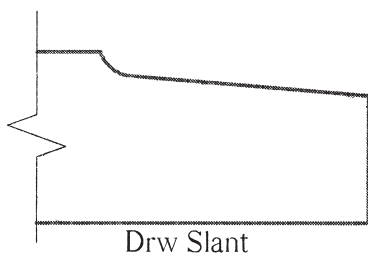
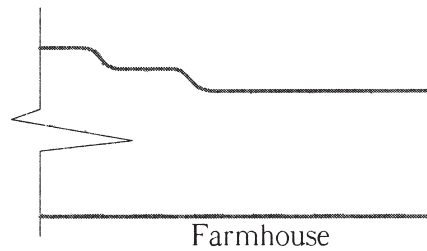
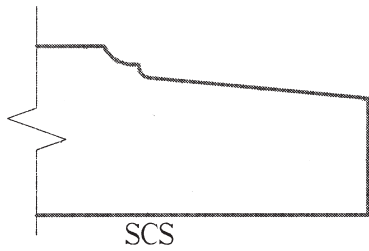
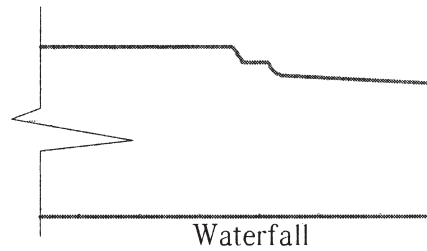
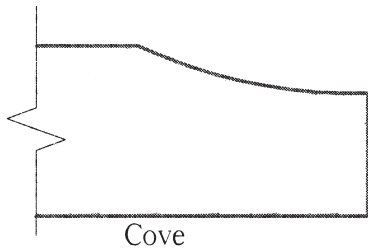
## Drawer Front Specifications

---

- **RP1154** Solid wood blank with a raise profile.  
Overall thickness 1" – Edge thickness 3/4".

Edge Profiles – All 4/4 edge profiles available.

Raise Profiles – Available; Cove – Waterfall – SCS – Farmhouse – Slant – 1" Slant



# Drawer Fronts

## Drawer Front Specifications

---

**RP1134** Solid wood blank with a raise profile.  
Overall thickness 3/4" - Edge thickness 3/8"

Edge Profiles – Available; R3/8 – C-2 – H-2 – J-2 – E-2 – PRS-2 – SHK-2 – D-2

Raise Profiles – All 4/4 panel raises profiles and 1" Slant \* except – S-Cove –  
Reverse Cove - Reverse Slant – Waterfall – SCS – Farmhouse  
\* (1" slant raise available with S-lip only and the edge  
thickness is 1/2")

- **RP1134S** Solid wood blank with a raise profile.  
Overall thickness 3/4" – Edge thickness 3/8"  
Raise Profile is 5/16" shorter than RP1134

Edge Profiles – Available; S – B-2 – V-2 – R1/8 – R1/4

Raise Profiles – All 4/4 panel raises profiles; S-Cove – Reverse Cove –  
Reverse Slant – Waterfall – SCS – Farmhouse

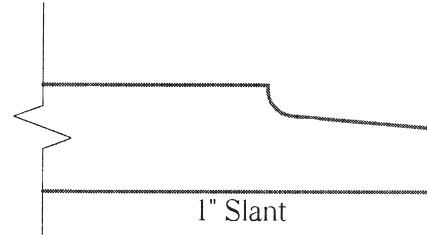
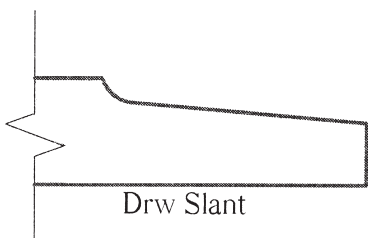
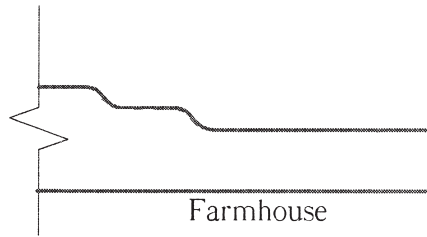
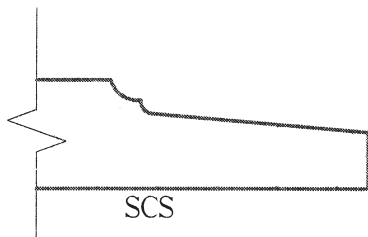
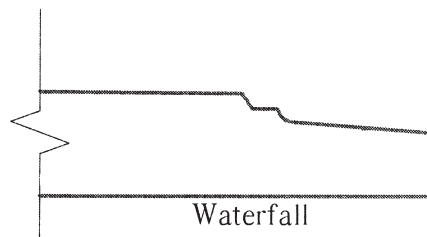
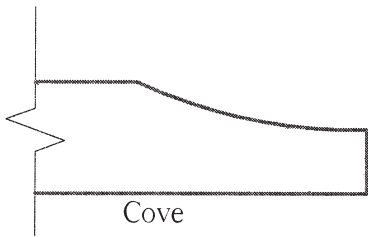
## Drawer Front Specifications

---

- **RP1158** Solid wood blank with a raise profile.  
Overall thickness 5/8" - Edge thickness 3/8"

Edge Profiles – Available; R3/8 – C-2 – H-2 – J-2 – E-2 – PRS-2 – SHK-2  
O-2 – D-2 – R\_ – R1/8 – B-2 – V-2 – S

Raise Profiles – Available; Cove – Waterfall – SCS –  
Farmhouse – Slant – 1" Slant



# Molding

## Door Molding Available

---

- Door Molding may be purchased separately or installed by Bemenn Wood Products, Inc. Please call to discuss which option is best for your door needs.

(If molding is applied by Bemenn please allow two extra days for delivery)



#1

1 1/32"W x 1/4" H



#2

5/8"W x 1/4" H



#3

7/8"W x 1/4" H



#4

3/4"W x 7/16" H




#5

1/2"W x 7/16" H



#6

13/16"W x 11/16" H



#7

1 1/16"W x 9/32" H



#8

13/16"W x 9/32" H




#9

15/16"W x 5/8" H

## Door Moldings Available

---

- Door Molding may be purchased separately or installed by Bemenn Wood Products, Inc. Please call to discuss which option is best for your door needs.



#10

7/8" W x 5/8" H



#11

7/8" W x 5/8" H



#12

1/2" W x 1/4" H



#13


3/4" W x 3/8" H




#14



#15



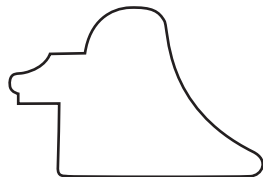
#16




#17



#18



#19

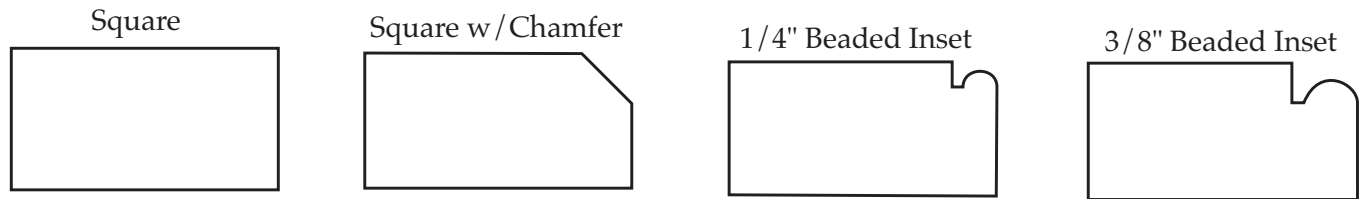


#20

# Face Frames

## FACE FRAME PROFILES AVAILABLE

★ Please note illustrations are for visual concept only, not to scale.



## FACE FRAME SPECIFICATIONS

- Blind mortise & tenon construction.
- Standard frame widths 1-1/4" and 1-1/2".
- Non-standard framing widths available. (See front frame options for pricing.)
- Dados on back of frame available. (See front frame options for pricing.)
- Standard thickness is 3/4", 1" is available with 30% up-charge.

## FACE FRAME DESIGN PRICE

- First opening \$14.75, each additional opening \$5.95.

## MATERIAL PRICING

• Custom Cherry .....	\$4.90	• Clear Pine .....	\$3.60
• Premium Cherry .....	\$6.40	• Alder .....	\$5.40
• Paint Grade Soft Maple .....	\$2.80	• Premium Birch .....	\$4.95
• Custom Maple.....	\$4.20	• Custom Red Oak .....	\$2.85
• Premium Maple .....	\$5.69	• Premium Red Oak.....	\$3.85
• Knotty Pine.....	\$2.80	• Qrt. White Oak.....	\$6.50
• Mahogany .....	\$5.85	• Walnut .....	\$6.85

- Price per square foot.
- 1" thick face frames add 30% up-charge.

## CALCULATING MATERIAL

- To find your total material price (width x height of piece in inches ÷ 144 to get total square feet) times the wood material price = total material price.

## CALCULATING TOTAL COST

- Add total material price + design price + design options (if any were selected) = Total List Price
- Free delivery for normal orders over \$500.
- Trade Discount %
- = Total Net Price



## FACE FRAME DESIGN OPTIONS

---

- Non-standard framing sizes - cost based on linear foot of material.
  - Under 1-1/4" .....\$2.05\*
  - Over 1-1/2" up to 6" .....\$2.05\*
  - 6" wide to 8" wide .....\$6.95\*
  - \* Any of the above over 60" long add \$35.00
  - Over 8" wide or longer than 96" call for quote.
  
- Assembly groove available, per stile/rail .....\$1.05
- Altered openings (adding to or cutting away from stile/rail).....\$23.95
- Beaded inset or square with chamfer, add per opening .....\$4.50
- Polish sand face side of frame, add per opening.....\$1.95
- Doors & drawer fronts can be pre-fitted, add per piece.....\$4.95
- Door edge profile available on frame that can match door edge profile, add per frame if over 48" x 2.....\$3.75
  
- Minimum width for square is 3/4", with edge profile 15/16".
- Minimum width for beaded inset option outside edge stiles/rails is 1".
- Minimum width for beaded inset option for middle stiles/rails is 1-1/2".
- If ordering assembly grooves specify size and location.
- A tolerance of + or - 1/32" is acceptable on front frames.

*We will do your specialty designs. Please contact us for quotes and lead times.*





# Face Frame Order Form

Customer \_\_\_\_\_ Page \_\_\_\_ of \_\_\_\_  
 Address: \_\_\_\_\_ City: \_\_\_\_\_ State: \_\_\_\_\_ Zip: \_\_\_\_\_  
 Telephone: \_\_\_\_\_ Fax: \_\_\_\_\_ Contact Person: \_\_\_\_\_  
 PO# \_\_\_\_\_ Order Date: \_\_\_/\_\_\_/\_\_\_ Required Date: \_\_\_/\_\_\_/\_\_\_  
 Customer Job Name \_\_\_\_\_ Order: \_\_\_\_\_ Quote: \_\_\_\_\_

Special Instructions: \_\_\_\_\_

**Important: Be sure to verify the the dimensions of the openings, stiles and rails will equal your TOTAL SIZE.  
 (Frames will be 3/4" thick and will have 1-1/2" wide stiles and Rails unless noted)**

<p>Item No. Qty. _____ Total Size _____  <small>(Width x Height)</small></p> <p>No. of Openings _____</p>	<p>Item No. Qty. _____ Total Size _____  <small>(Width x Height)</small></p> <p>No. of Openings _____</p>
---	---

<p>Item No. Qty. _____ Total Size _____  <small>(Width x Height)</small></p> <p>No. of Openings _____</p>	<p>Item No. Qty. _____ Total Size _____  <small>(Width x Height)</small></p> <p>No. of Openings _____</p>
---	---



37 N. Church Street, Ephrata, PA 17522  
 Customer Service (toll free): 1-877-499-6461 • local: 717-738-3530  
 Fax Order (toll free): 1-877-202-3962 • local: 717-733-9744

# Face Frame Order Form

Important: Be sure to verify the the dimensions of the openings, stiles and rails will equal your TOTAL SIZE.  
(Frames will be 3/4" thick and will have 1-1/2" wide stiles and Rails unless noted)

Item No. Qty. \_\_\_\_\_ Total Size \_\_\_\_\_  
(Width x Height)  
No. of Openings \_\_\_\_\_

Item No. Qty. \_\_\_\_\_ Total Size \_\_\_\_\_  
(Width x Height)  
No. of Openings \_\_\_\_\_

Item No. Qty. \_\_\_\_\_ Total Size \_\_\_\_\_  
(Width x Height)  
No. of Openings \_\_\_\_\_

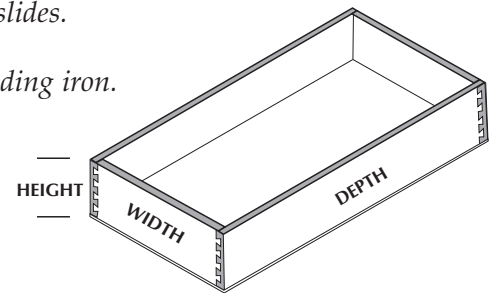
Item No. Qty. \_\_\_\_\_ Total Size \_\_\_\_\_  
(Width x Height)  
No. of Openings \_\_\_\_\_

# Drawer Boxes

## BEMENN "BETTER BOX" DOVETAIL DRAWER BOXES

### • Drawer Specifications:

- *Standard Lead Time -10 working days.*
- *If required, we will try to meet Rush Orders on an order-by-order basis.*
- *Wood Options: Standard Maple, will quote other species.*
- *3/4" only, thick solid hardwood sides, front and backs.*
- *Rail profile under bottom crafted to accept, standard 5/8", Blum slow motion slides. (wall is 5/8" thick under bottom).*
- *3/8" only thick bottoms.*
- *Drawer heights built to the closest 1/2" based on 1/8" increments. Spacing based on the dovetail configuration, i.e. 2 1/8", 2 5/8", 3 1/8". (Max. height 12 1/8" will quote over 12 1/8")*
- *1/4" round-over top edge profile on three sides, no gap.*
- *Blum front lock clips installed at no charge if Blum slides are purchased through Bemenn.*
- *The only notches available are for blum under mount slides.*
- *Drawers are sold assembled only.*
- *Branding available at no charge after purchase of branding iron. (Name & Logo, iron cost \$250)*



### • Drawer Box Pricing Guide:

- *Material costs for slides, front & back:*  
Maple 3/4" thickness .....\$0.065 per square inch
- *Material costs for bottoms*  
Maple 3/8" thickness .....\$2.00 per square foot
- *Assembled & sanded.....\$5.20 per box*
- *Add notches to accept Blumotion slides.....\$1.45 per box*
- *Hand pulls .....\$1.65 per box*
- *Finishing: standard / clear .....\$7.70 per box*
- *Blum slow motion slides.....\$25.00 per set*

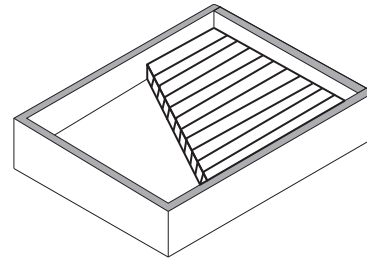
### • Price Calculation Guide:

- *Sides (width + depth) x 2 x (height) = square inches x \$0.065 = total sides material costs \$ \_\_\_\_*
- *Bottom (width x depth) ÷ 144 = square feet x \$2.00 = total bottom material cost \$ \_\_\_\_*
- *Add assembly and sanding (assembled and sanded only) \$ \_\_\_\_*
- *Add additional options (finishing, hand-pulls, notches or slides) \$ \_\_\_\_*
- Packaging - FREE \$0.00*
- Delivery - FREE \$0.00*
- *Fully discounted low price (no additional discounts available) Total Cost \$ \_\_\_\_*

## BEMENN CUTLERY TRAY & DIVIDER ORDERING INFORMATION

- Cutlery Trays - Dividers - Bread Box - Waste Pull Out

STYLE	ITEM	PRICE
KDI	Knife Drawer Insert (Will quote over 24" wide)	\$65.00
CDW1	Cutlery Divider Config. #1	\$36.00
CDW2	Cutlery Divider Config. #2	\$46.00
CDW3	Cutlery Divider Config. #3	\$56.00
CDW4	Cutlery Divider Config. #4	\$65.00
CDW5	Cutlery Divider Config. #5	\$75.00
CDDTW2T	Double Cutlery Divider 2 Tier	\$235.00

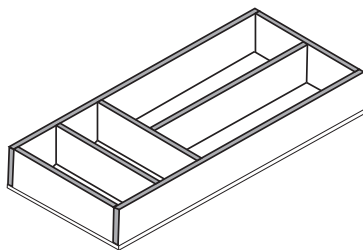


- Knife Storage insert:  
order code KDI

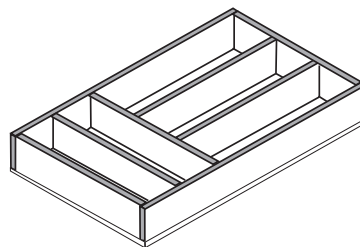
Solid wood knife drawer insert fits all standard depth drawers. Knife drawer insert keeps knives safely organized.

- Cutlery Divider Trays: order code CDW (?)

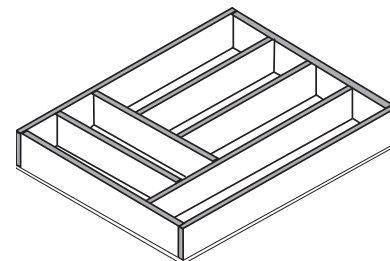
Cutlery trays are available for use as an insert in any wood drawer. Tray specifications: 3/8" thick hard maple sides, 1/4" birch plywood bottom, 3" deep, 2 3/4" inside depth. (Tray configuration is determined by interior drawer size).



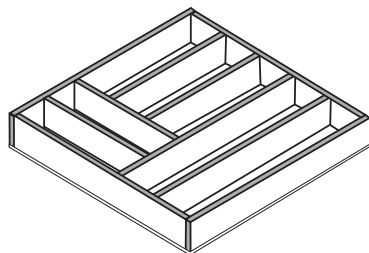
**Configuration #1**  
Interior drawer widths  
7 1/2" to 10"



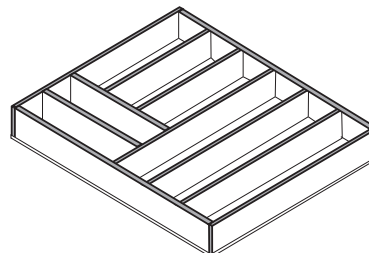
**Configuration #2**  
Interior drawer widths  
10 1/8" to 13 7/8"



**Configuration #3**  
Interior drawer widths  
14" to 19 1/2"



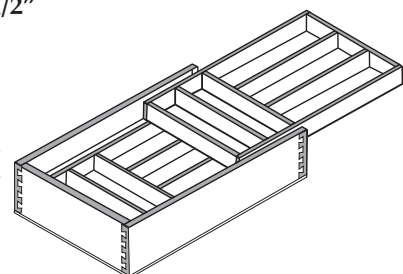
**Configuration #4**  
Interior drawer widths  
19 5/8" to 25 1/2"



**Configuration #5**  
Interior drawer widths  
25 5/8" to 35 1/2"

- Double Cutlery Tray - Wood: order code CDDTW-2T

Available in wood only for framed and frameless cabinets. Cutlery tray configuration is predicated by the drawer width. Both trays will be the same configuration. Top tray slides back for easy removal of bottom tray.



# Drawer Boxes

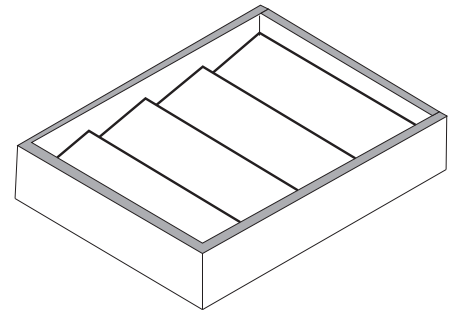
## BEMENN CUTLERY TRAY & DIVIDER ORDERING INFORMATION

- Dividers

STYLE	ITEM	PRICE
SD	Spice Drawer Insert	\$15.00 per ln. ft.
BSO (?)	Bottle Storage Organizer	\$41.00 per sq. ft.

- Spice Drawer Inserts: order code SD

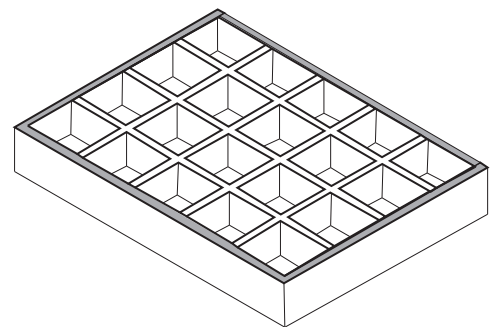
Solid wood spice drawer insert fits all standard depth cabinets. Spice drawer inserts hold spice containers at a convenient angle for easy viewing upon opening.



- Bottle Storage Organizer - Wood: order code BSO (?)

The bottle storage organizer provides organization for storage in base cabinets. The bottle storage organizer is constructed as a tray that fits inside a drawer or roll-out shelf. The hardwood dividers are configured to organize bottles in **One** or **Two** liter sizes.

**1 liter BSO-1 or 2 liter BSO-2.**

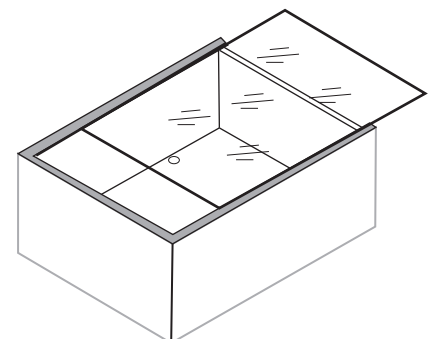


- Bread Box

STYLE	ITEM	PRICE
BD	Bread Drawer	\$42.00

- Bread Storage: order code BD

Bread storage drawer option adds a clear acrylic sliding lid to deep drawer boxes.





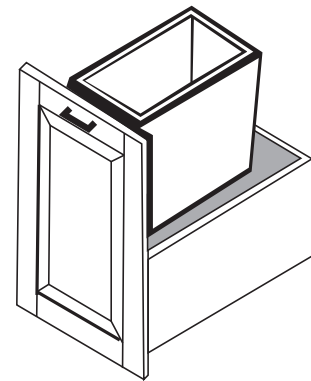
## BEMENN CUTLERY TRAY & DIVIDER ORDERING INFORMATION

- Waste Pull Out

STYLE	ITEM	PRICE
POWS	Pull Out Waste - Single	\$80.00
POWT	Pull Out Waste - Twin	\$115.00

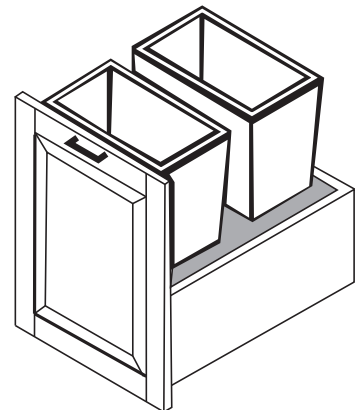
- Waste Basket - Single Bin: order code POWS

Pull out waste baskets are mounted on 15" to 18" wide standard cabinets. POWS holds one waste container which is 9 3/8" wide x 15 1/2" long x 17 7/8" high (30 quart). Pull out is designed for a 9 5/8" high dovetail box (not included), with a high density plastic top for durability and easy installation of trash can. One 30 quart trash can is included. (Slides available, mounting hardware not included).



- Waste Basket - Twin Bin: order code POWT

Pull out waste baskets are mounted on 18" to 21" wide standard cabinets. POWT holds two waste containers which are 9 3/8" wide x 15 1/2" long x 17 7/8" high (30 quart). Pull out is designed for a 9 5/8" high dovetail box (not included), with a high density plastic top for durability and easy installation of trash cans. Two 30 quart trash cans are included. (Slides available, mounting hardware not included).



# Drawer Boxes

## BEMENN CUTLERY TRAY & DIVIDER ORDERING INFORMATION

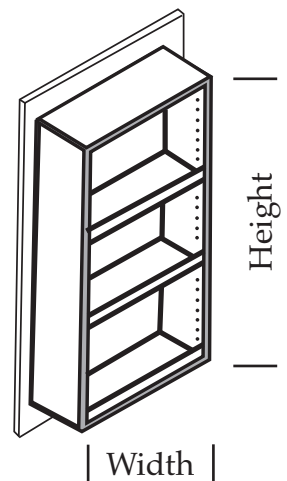
- Storage Racks

STYLE	ITEM	PRICE 14" & UNDER	PRICE OVER 14"
WCSR	Wood Can Storage Rack	\$3.80 per in.	\$4.00 per in.
WSR	Wood Spice Rack	\$3.62 per in.	\$4.00 per in.

- Price based on height of unit.
- Additional shelves available \$12.50 each.
- Finishing charge \$17.65 each.

- Can Storage Rack: order code WCSR

Solid wood can storage rack is 5 1/8" deep and is designed to be mounted to the back of the wall cabinet door. The number of adjustable shelves is determined by the cabinet height. Maximum can storage rack height is 40". Cabinet widths from 15" to 24" (shelf spacing is every 5 holes @ 1 1/4" per hole) (mounting hardware not included).



- Spice Rack: order code WSR

Solid wood spice storage rack is 3 1/8" deep and is designed to be mounted to the back of the wall cabinet door. The number of adjustable shelves is determined by the cabinet height. Maximum spice storage rack height is 40". Cabinet widths from 15" to 24" (shelf spacing is every 5 holes @ 1 1/4" per hole) (mounting hardware not included).

