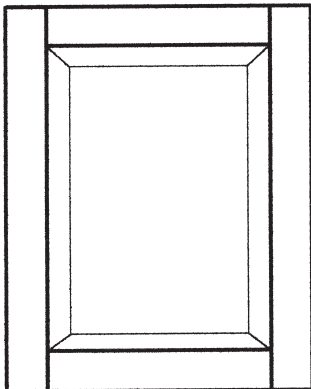


3/4" Mortise & Tenon Raised Panel Doors

RP 101



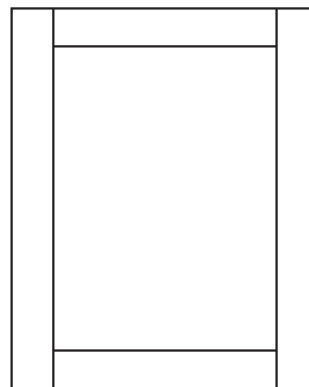
Design Cost:
\$13.50

Standard Framing
Width 2-5/16".

Frame only and mullion
options available.

- All framing profiles available.
- All panel raises available.

RP 101 Shaker

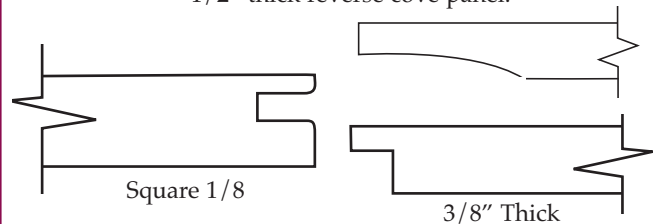


Design Cost:
\$13.50

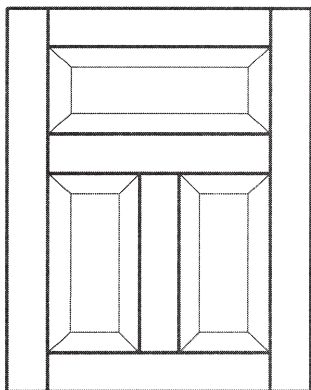
Standard Framing
Width 2-5/16".

Frame only and mullion
options available.

- Framing profile 1/8" recess to face of panel.
- 1/2" thick reverse cove panel.



RP 101 TD



Design Cost:
\$64.50

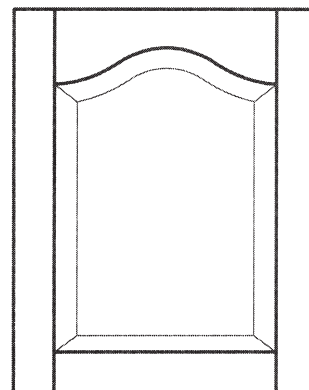
Standard Framing
Width 2-5/16".

Middle rail width 2-1/2".

Frame only
option available.

- All framing profiles available.
- All panel raises available.

RP 201



Design Cost:
\$19.10

Standard Framing
Width 2-5/16".

Frame only and mullion
options available.

- All framing profiles available.
- All panel raises available.

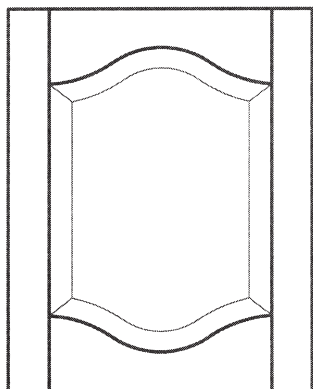
Panel raise profiles on page DO-7 & 10. • Door edge profiles on page DO-8-9 & 11.

★ Please note illustrations are for visual concept only, not to scale.

• Doors available in 1" thick. See pages DO-8 and DO-9 for options.

3/4" Mortise & Tenon Raised Panel Doors

RP 202



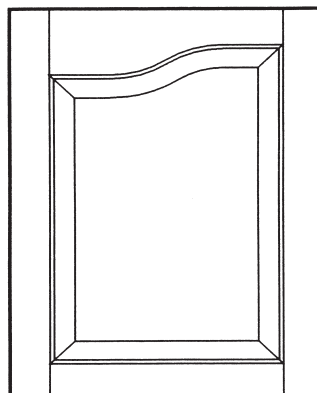
Design Cost:
\$29.60

Standard Framing
Width 2-5/16".

Frame only and mullion
options available.

- All framing profiles available.
- All panel raises available.

RP L201



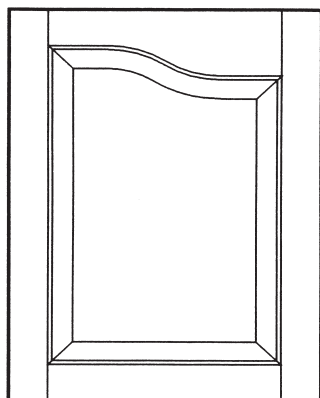
Design Cost:
\$25.95

Standard Framing
Width 2-5/16".

Frame only and mullion
options available.

- All framing profiles available.
- All panel raises available.

RP R201



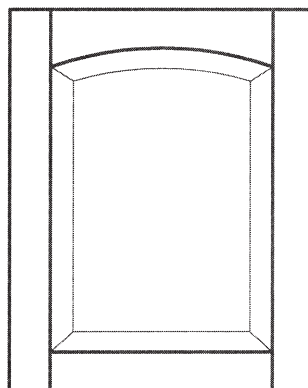
Design Cost:
\$25.95

Standard Framing
Width 2-5/16".

Frame only and mullion
options available.

- All framing profiles available.
- All panel raises available.

RP 301



Design Cost:
\$19.10

Standard Framing
Width 2-5/16".

Frame only and mullion
options available.

- All framing profiles available.
- All panel raises available.

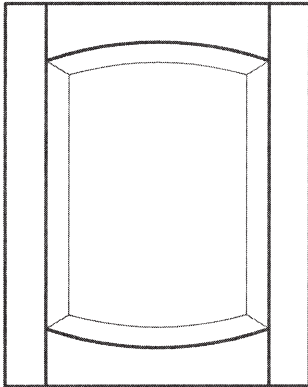
Panel raise profiles on page DO-7 & 10. • Door edge profiles on page DO-8-9 & 11.

★ Please note illustrations are for visual concept only, not to scale.

• Doors available in 1" thick. See pages DO-8 and DO-9 for options.

3/4" Mortise & Tenon Raised Panel Doors

RP 303




Design Costs:
\$29.50

Standard Framing
Width 2-5/16".

Frame only and mullion
options available.

- All framing profiles available.
- All panel raises available.

RP L301



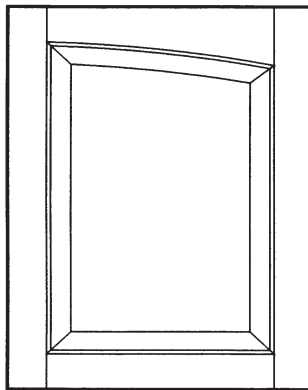
Design Costs:
\$25.60

Standard Framing
Width 2-5/16".

Frame only and mullion
options available.

- All framing profiles available.
- All panel raises available.

RP R301



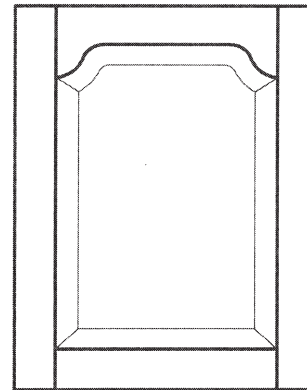
Design Costs:
\$25.60

Standard Framing
Width 2-5/16".

Frame only and mullion
options available.

- All framing profiles available.
- All panel raises available.

RP 601



Design Costs:
\$19.10

Standard Framing
Width 2-5/16".

Frame only and mullion
options available.

- All framing profiles available.
- All panel raises available.

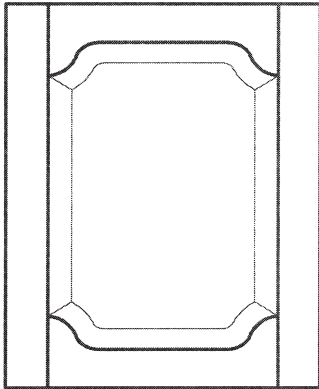
Panel raise profiles on page DO-7 & 10. • Door edge profiles on page DO-8-9 & 11.

★ Please note illustrations are for visual concept only, not to scale.

• Doors available in 1" thick. See pages DO-8 and DO-9 for options.

3/4" Mortise & Tenon Raised Panel Doors

RP 606



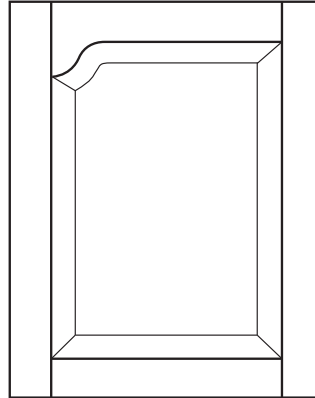
Design Cost:
\$29.50

Standard Framing
Width 2-5/16".

Frame only and mullion
options available.

- All framing profiles available.
- All panel raises available.

RP L601



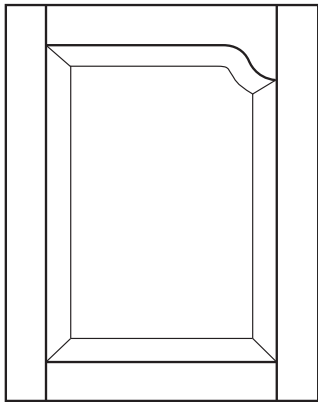
Design Cost:
\$25.60

Standard Framing
Width 2-5/16".

Frame only and mullion
options available.

- All framing profiles available.
- All panel raises available.

RP R601




Design Cost:
\$25.60

Standard Framing
Width 2-5/16".

Frame only and mullion
options available.

- All framing profiles available.
- All panel raises available.

RP 901



Design Cost:
\$24.50

Standard Framing
Width 2-5/16".

Frame only and mullion
options available.

- All framing profiles available.
- All panel raises available.

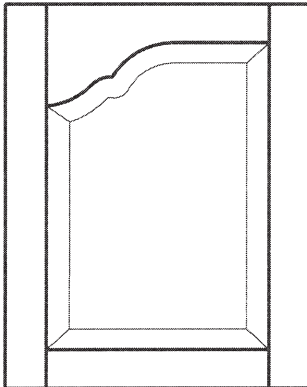
Panel raise profiles on page DO-7 & 10. • Door edge profiles on page DO-8-9 & 11.

★ Please note illustrations are for visual concept only, not to scale.

• Doors available in 1" thick. See pages DO-8 and DO-9 for options.

3/4" Mortise & Tenon Raised Panel Doors

RP L901



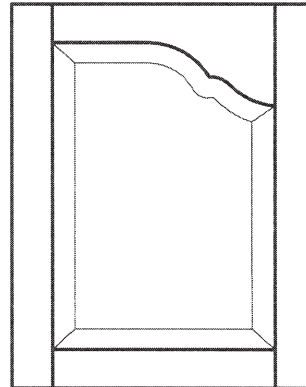
Design Costs:
\$26.50

Standard Framing
Width 2-5/16".

Frame only and mullion
options available.

- All framing profiles available.
- All panel raises available.

RP /R901



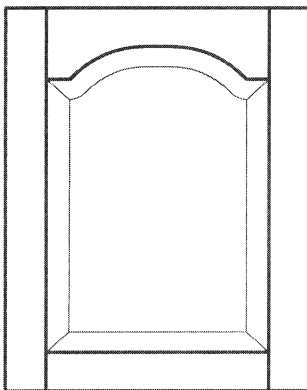
Design Costs:
\$26.50

Standard Framing
Width 2-5/16".

Frame only and mullion
options available.

- All framing profiles available.
- All panel raises available.

RP BRANDYWINE



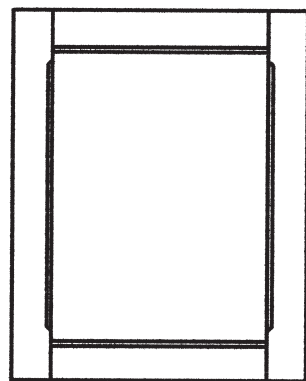
Design Costs:
\$25.75

Standard Framing
Width 2-5/16".

Frame only and mullion
options available.

- All framing profiles available.
- All panel raises available.

RP MONTCLAIR



Design Costs:
\$24.65

Styles sq. w /chamfer
2-5/16" wide.

Rail width 3-5/16".

Ogee framing profile.

Frame only and mullion
option available.

- Panel raises recommended:
Farmhouse
SLS
Waterfall
Reverse Cove
Flat MDF


Panel raise profiles on page DO-7 & 10. • Door edge profiles on page DO-8-9 & 11.

★ Please note illustrations are for visual concept only, not to scale.

• Doors available in 1" thick. See pages DO-8 and DO-9 for options.

3/4" Mortise & Tenon Raised Panel Doors

RP 501



Design Cost:
\$43.50


Standard Framing
Width 2-5/16".

2" x 2" corner blocks.

Frame only and mullion
options available.

- All framing profiles available.
- All panel raises available.

RP 505



Design Cost:
\$47.85


Standard Framing
Width 2-5/16".

2" x 2" corner blocks.

Frame only and mullion
options available.

- All framing profiles available.
- All panel raises available.

RP HALF CIRCLE



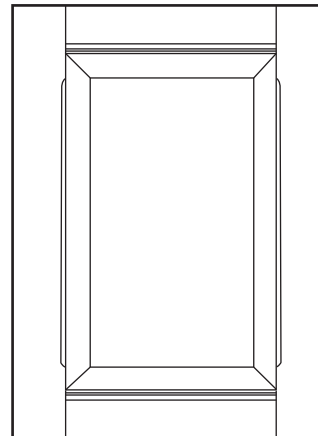
Design Cost:
\$89.95

Standard Framing
Width 2-5/16".

Frame only and mullion
options available.

- All framing profiles available.
- All panel raises available.

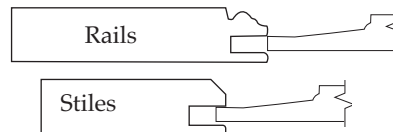
RP MONT 101



Design Cost:
\$33.50

Frame only options
available no mullions.

- Framing: 3 1/2" Mont standard rails
2 5/16" Square w/chamfer stiles
- Panels: Revello, LSB, SCS



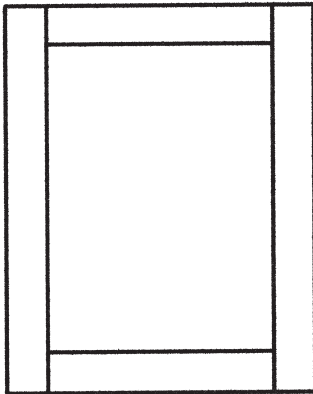
Panel raise profiles on page DO-7 & 10. • Door edge profiles on page DO-8-9 & 11.

★ Please note illustrations are for visual concept only, not to scale.

• Doors available in 1" thick. See pages DO-8 and DO-9 for options.

3/4" Mortise & Tenon Flat Panel Doors

FP 101

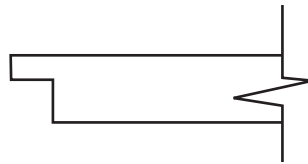


Design Costs:
\$13.50

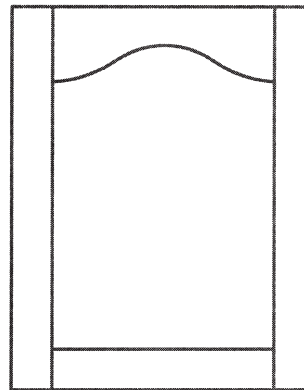
Standard Framing
Width 2-5/16".

Frame only and mullion
options available.

- All framing profiles available.
- 3/8" thick MDF panel with rabbit.



FP 201



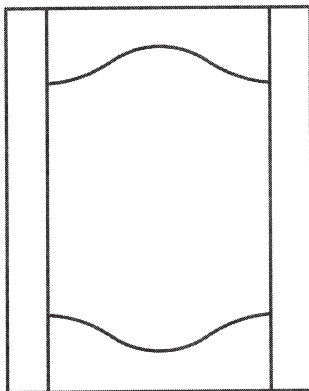
Design Costs:
\$17.75

Standard Framing
Width 2-5/16".

Frame only and mullion
options available.

- All framing profiles available.
- 3/8" thick MDF panel with rabbit.

FP 202



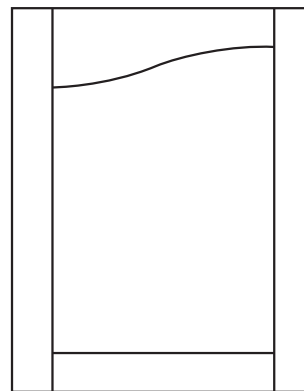
Design Costs:
\$20.35

Standard Framing
Width 2-5/16".

Frame only and mullion
options available.

- All framing profiles available.
- 3/8" thick MDF panel with rabbit.

FP L201



Design Costs:
\$25.95

Standard Framing
Width 2-5/16".

Frame only and mullion
options available.

- All framing profiles available.
- 3/8" thick MDF panel with rabbit.

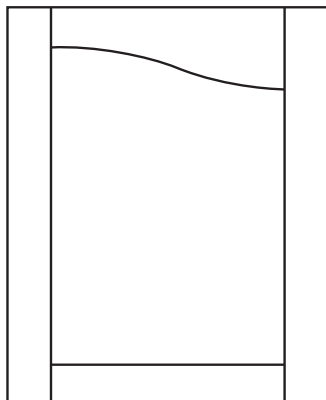
Panel raise profiles on page DO-7 & 10. • Door edge profiles on page DO-8-9 & 11.

★ Please note illustrations are for visual concept only, not to scale.

• Doors available in 1" thick. See pages DO-8 and DO-9 for options.

3/4" Mortise & Tenon Flat Panel Door

FP R201



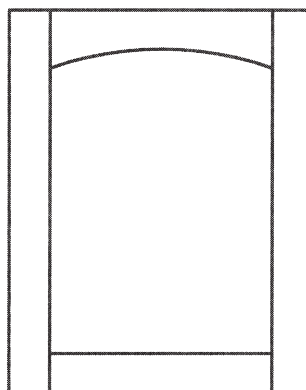
Design Costs:
\$25.95

Standard Framing
Width 2-5/16".

Frame only and mullion
options available.

- All framing profiles available.
- 3/8" thick MDF panel with rabbit.

FP 301



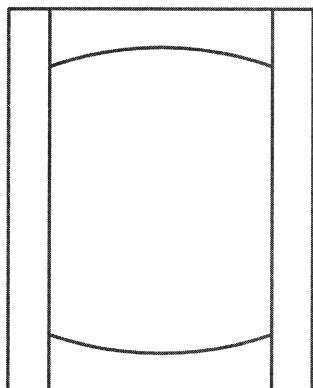
Design Costs:
\$16.75

Standard Framing
Width 2-5/16".

Frame only and mullion
options available.

- All framing profiles available.
- 3/8" thick MDF panel with rabbit.

FP 303



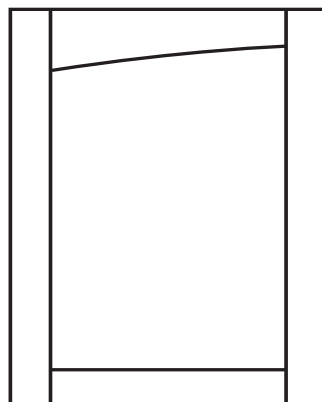
Design Costs:
\$20.50

Standard Framing
Width 2-5/16".

Frame only and mullion
options available.

- All framing profiles available.
- 3/8" thick MDF panel with rabbit.

FP L301



Design Costs:
\$16.75
Standard Framing
Width 2-5/16".

Frame only and mullion
options available.

- All framing profiles available.
- 3/8" thick MDF panel with rabbit.

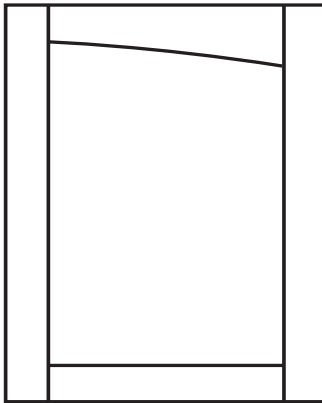
Panel raise profiles on page DO-7 & 10. • Door edge profiles on page DO-8-9 & 11.

★ Please note illustrations are for visual concept only, not to scale.

• Doors available in 1" thick. See pages DO-8 and DO-9 for options.

3/4" Mortise & Tenon Flat Panel Doors

FP R301



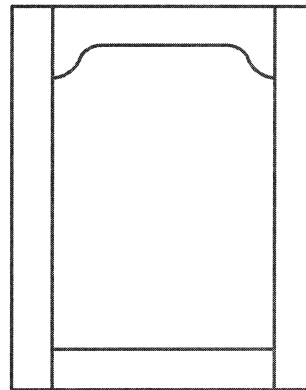
Design Costs:
\$16.75

Standard Framing
Width 2-5/16".

Frame only and mullion
options available.

- All framing profiles available.
- 3/8" thick MDF panel with rabbit.

FP 601



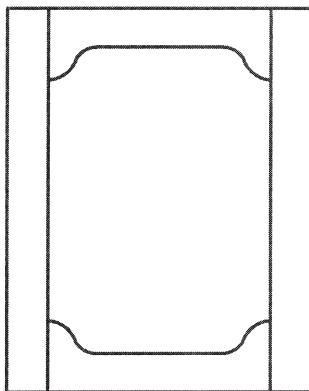
Design Costs:
\$16.75

Standard Framing
Width 2-5/16".

Frame only and mullion
options available.

- All framing profiles available.
- 3/8" thick MDF panel with rabbit.

FP 606



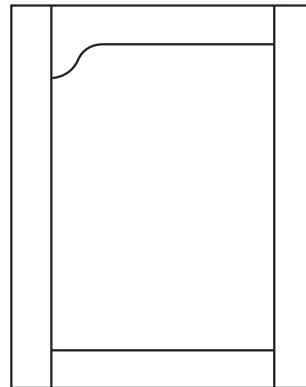
Design Costs:
\$20.50

Standard Framing
Width 2-5/16".

Frame only and mullion
options available.

- All framing profiles available.
- 3/8" thick MDF panel with rabbit.

FP L601



Design Costs:
\$16.75

Standard Framing
Width 2-5/16".

Frame only and mullion
options available.

- All framing profiles available.
- 3/8" thick MDF panel with rabbit.

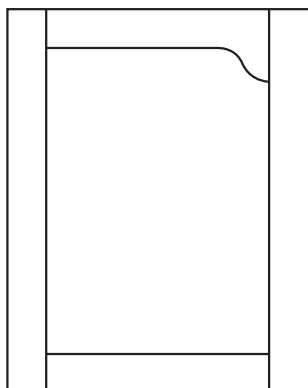
Panel raise profiles on page DO-7 & 10. • Door edge profiles on page DO-8-9 & 11.

★ Please note illustrations are for visual concept only, not to scale.

• Doors available in 1" thick. See pages DO-8 and DO-9 for options.

3/4" Mortise & Tenon Flat Panel Door

FP R601



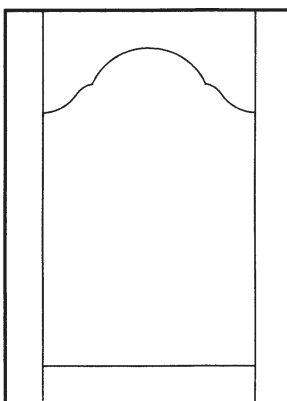
Design Costs:
\$16.75

Standard Framing
Width 2-5/16".

Frame only and mullion
options available.

- All framing profiles available.
- 3/8" thick MDF panel with rabbit.

FP 901



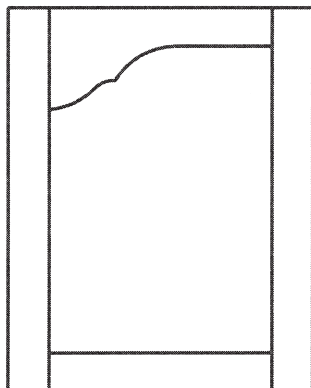
Design Costs:
\$19.45

Standard Framing
Width 2-5/16".

Frame only and mullion
options available.

- All framing profiles available.
- 3/8" thick MDF panel with rabbit.

FP L901



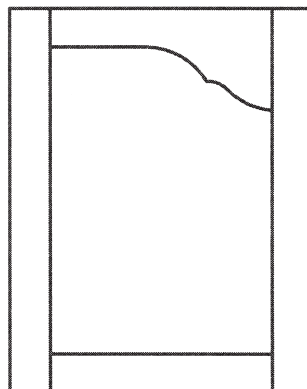
Design Costs:
\$19.45

Standard Framing
Width 2-5/16".

Frame only and mullion
options available.

- All framing profiles available.
- 3/8" thick MDF panel with rabbit.

FP R901



Design Costs:
\$19.45

Standard Framing
Width 2-5/16".

Frame only and mullion
options available.

- All framing profiles available.
- 3/8" thick MDF panel with rabbit.

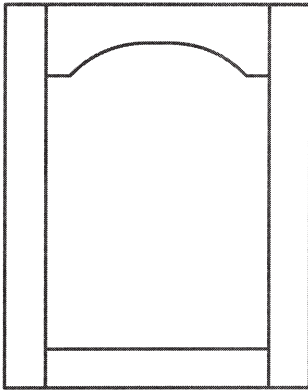
Panel raise profiles on page DO-7 & 10. • Door edge profiles on page DO-8-9 & 11.

★ Please note illustrations are for visual concept only, not to scale.

• Doors available in 1" thick. See pages DO-8 and DO-9 for options.

3/4" Mortise & Tenon Flat Panel Doors

FP BRANDYWINE




Design Costs:
\$18.25

Standard Framing
Width 2-5/16".

Frame only and mullion
options available.

- All framing profiles available.
- 3/8" thick MDF panel with rabbit.

FP HALF CIRCLE



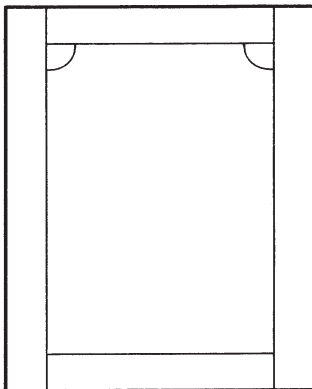
Design Costs:
\$81.95

Standard Framing
Width 2-5/16".

Frame only and mullion
options available.

- All framing profiles available.
- 3/8" thick MDF panel with rabbit.

FP 501



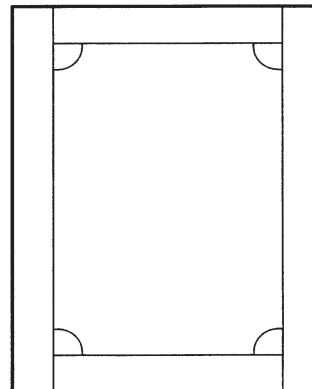
Design Costs:
\$38.50

Standard Framing
Width 2-5/16".

Frame only and mullion
options available.

- All framing profiles available.
- 3/8" thick MDF panel with rabbit.

FP 505



Design Costs:
\$43.50

Standard Framing
Width 2-5/16".

Frame only and mullion
options available.

- All framing profiles available.
- 3/8" thick MDF panel with rabbit.


Panel raise profiles on page DO-7 & 10. • Door edge profiles on page DO-8-9 & 11.

★ Please note illustrations are for visual concept only, not to scale.

• Doors available in 1" thick. See pages DO-8 and DO-9 for options.

3/4" Mortise & Tenon Flat Panel Doors

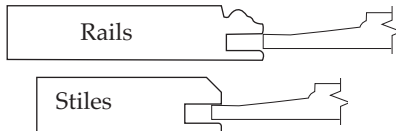
FP MONT 101




Design Cost:
\$30.45

Frame only options
available no mullions.

- Framing: 3 1/2" Mont standard rails
2 5/16" Square w/ chamfer stiles
- Panels: 3/8" standard



CP 1/16" CHAMFER

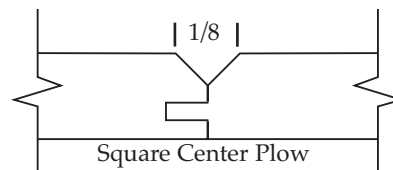


Design Cost:
\$29.85


Frame only options
available no mullions.

Please specify
rail dimensions
on drawer fronts.

- Framing: 3" Square Center Plows
- Panels: Rev, Cove, 3/8" Flat



101 1/8" RADIUS

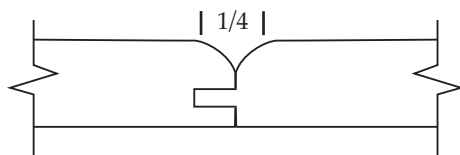


Design Cost:
\$29.85

Frame only options
available no mullions.

Please specify
rail dimensions
on drawer fronts.

- Framing: 3" Square Standard
- Panels: Rev, 3/8" Standard



Panel raise profiles on page DO-7 & 10. • Door edge profiles on page DO-8-9 & 11.

★ Please note illustrations are for visual concept only, not to scale.

• Doors available in 1" thick. See pages DO-8 and DO-9 for options.